

Light Intensity Distribution Test

Product Information

Product Name: Rhino300-WW

Manufacture: GW

Operator: hua

Test Date: 2022-07-22

Test Condition

Temperature: 26.8 Cels.

Humidity: 60 %

Start Angle: -180 Deg.

End Angle: 180 Deg.

Step Angle: 1 Deg.

Plane Number.: 1

Test Distance: 3 m

Electric Param

Voltage: 240.4 V

Current: 0.096 A

Power: 21.86 W

PF: 0.946

Photometric Param

Maximum Cand. (I_{vm}): 759.28 cd

Max. Cand. Angle(Deg): C= 0.0 gama= 2.0

Center Cd(I_{vo}): 757.94 cd

Beam Angle(50%) β : 111.2 deg.

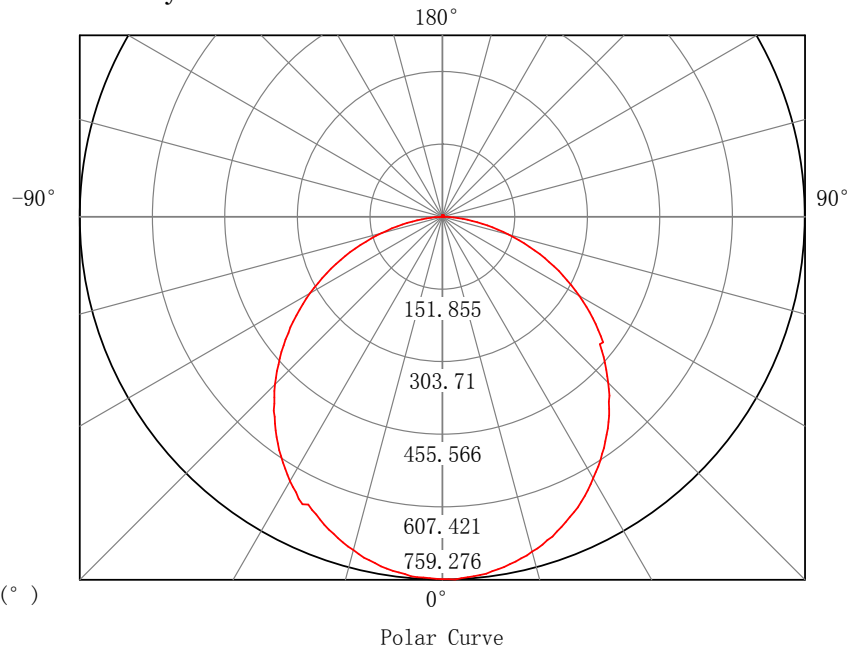
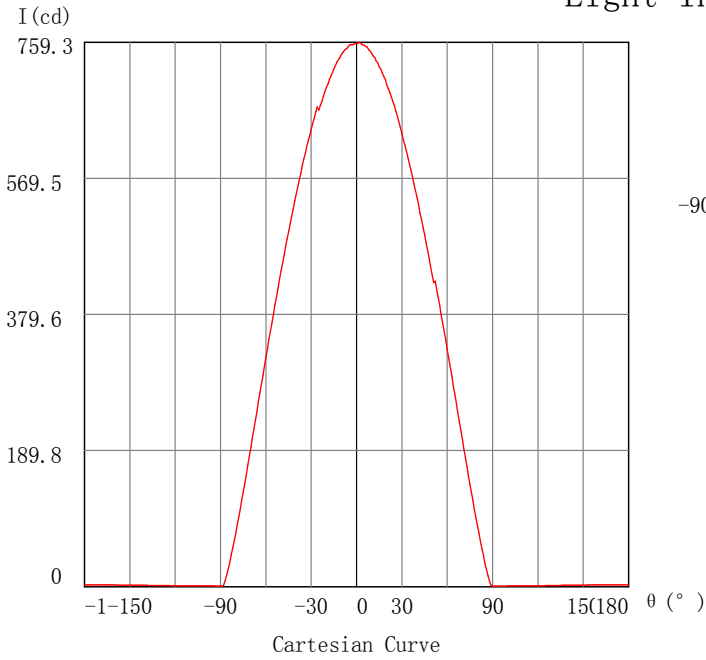
Lumens: 2129.746 lm

Lumen-Effic: 97.427 lm/W

90 Deg. Lumens: 1147.131 lmW

120 Deg. Lumens: 1679.427 lm

Light Intensity Plot



C0-180 —————

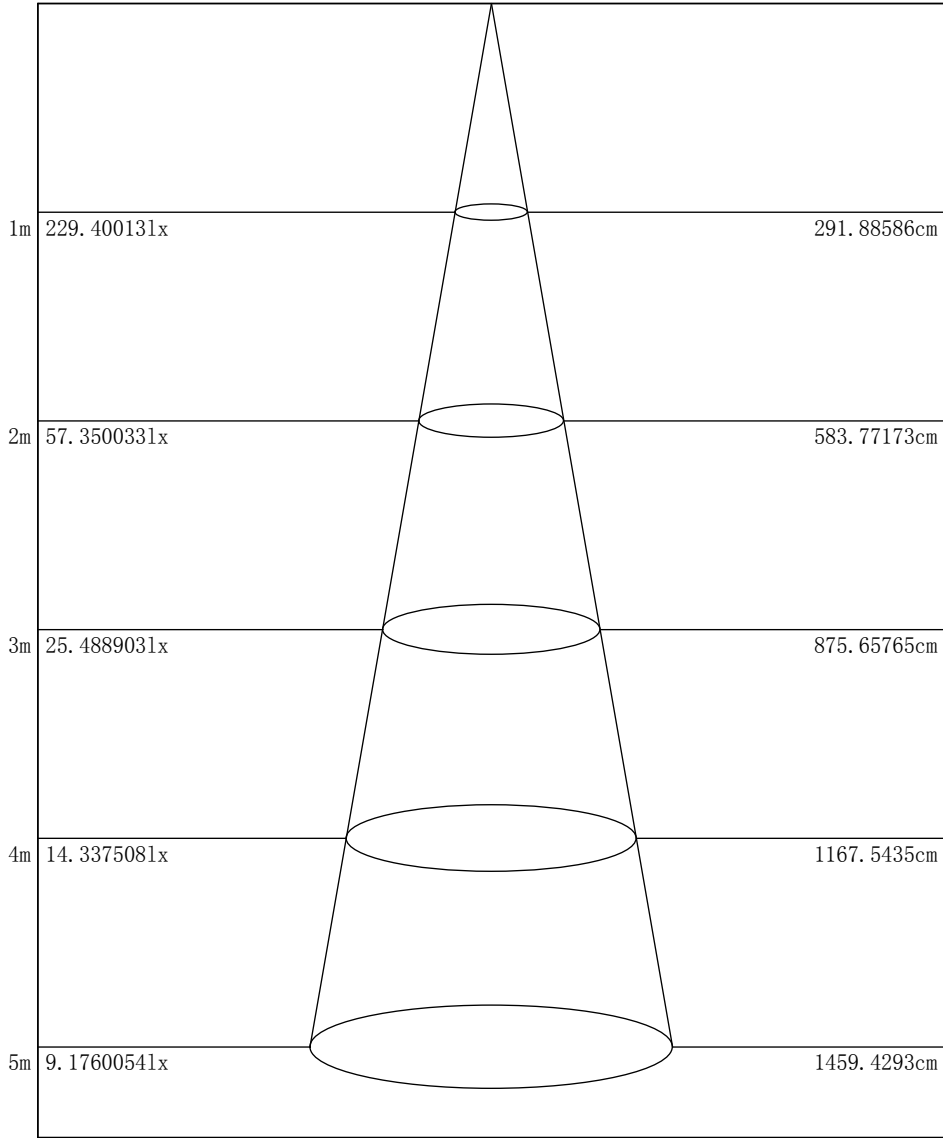
Tabulator: _____

Verifier: _____

Lux-Distance Diagram

Luminous Flux: 2129.746 lm

Beam Luminous Flux: 1535.005 lm



Height Aver. Lux

Beam Ang. =111.2(°)

Beam Dia.

10%Beam Angle= 160.7(°)

50%Beam Angle= 111.2(°)

Lighting Intensity Data Table

Ang.	Cand.	Ang.	Cand.	Ang.	Cand.	Ang.	Cand.	Ang.	Cand.	Ang.	Cand.
-180.0	2.71	-146.0	2.03	-112.0	1.26	-78.0	97.22	-44.0	506.44	-10.0	742.47
-179.0	2.68	-145.0	1.98	-111.0	1.24	-77.0	108.68	-43.0	516.41	-9.0	745.36
-178.0	2.65	-144.0	1.91	-110.0	1.21	-76.0	120.67	-42.0	526.44	-8.0	747.88
-177.0	2.64	-143.0	1.88	-109.0	1.17	-75.0	132.38	-41.0	538.09	-7.0	749.82
-176.0	2.66	-142.0	1.86	-108.0	1.13	-74.0	144.53	-40.0	546.58	-6.0	751.67
-175.0	2.70	-141.0	1.88	-107.0	1.14	-73.0	156.88	-39.0	556.98	-5.0	755.20
-174.0	2.72	-140.0	1.89	-106.0	1.12	-72.0	168.86	-38.0	566.98	-4.0	755.95
-173.0	2.70	-139.0	1.88	-105.0	1.12	-71.0	181.76	-37.0	576.69	-3.0	755.69
-172.0	2.64	-138.0	1.83	-104.0	1.13	-70.0	194.02	-36.0	586.36	-2.0	756.40
-171.0	2.61	-137.0	1.79	-103.0	1.12	-69.0	206.78	-35.0	596.38	-1.0	757.29
-170.0	2.59	-136.0	1.76	-102.0	1.10	-68.0	219.24	-34.0	604.15	0.0	757.94
-169.0	2.61	-135.0	1.73	-101.0	1.10	-67.0	232.06	-33.0	613.12	1.0	758.03
-168.0	2.63	-134.0	1.74	-100.0	1.06	-66.0	244.68	-32.0	621.86	2.0	759.28
-167.0	2.63	-133.0	1.74	-99.0	1.04	-65.0	257.61	-31.0	629.59	3.0	757.43
-166.0	2.58	-132.0	1.71	-98.0	1.04	-64.0	270.26	-30.0	638.72	4.0	755.76
-165.0	2.53	-131.0	1.66	-97.0	1.04	-63.0	282.98	-29.0	646.38	5.0	755.15
-164.0	2.49	-130.0	1.59	-96.0	1.05	-62.0	295.08	-28.0	653.24	6.0	753.31
-163.0	2.47	-129.0	1.55	-95.0	1.04	-61.0	307.42	-27.0	662.61	7.0	752.28
-162.0	2.47	-128.0	1.53	-94.0	1.00	-60.0	320.33	-26.0	668.97	8.0	749.00
-161.0	2.48	-127.0	1.52	-93.0	0.98	-59.0	332.34	-25.0	664.57	9.0	746.52
-160.0	2.46	-126.0	1.50	-92.0	0.97	-58.0	345.01	-24.0	671.31	10.0	743.91
-159.0	2.40	-125.0	1.47	-91.0	0.96	-57.0	356.72	-23.0	676.90	11.0	740.00
-158.0	2.34	-124.0	1.43	-90.0	0.96	-56.0	368.81	-22.0	683.56	12.0	737.73
-157.0	2.28	-123.0	1.39	-89.0	0.98	-55.0	381.38	-21.0	690.17	13.0	733.24
-156.0	2.27	-122.0	1.38	-88.0	2.43	-54.0	393.57	-20.0	696.49	14.0	730.52
-155.0	2.26	-121.0	1.36	-87.0	7.93	-53.0	404.28	-19.0	701.04	15.0	724.99
-154.0	2.26	-120.0	1.37	-86.0	15.77	-52.0	416.82	-18.0	706.90	16.0	721.86
-153.0	2.24	-119.0	1.40	-85.0	24.48	-51.0	428.19	-17.0	712.29	17.0	717.09
-152.0	2.18	-118.0	1.39	-84.0	33.76	-50.0	440.12	-16.0	717.27	18.0	711.46
-151.0	2.12	-117.0	1.37	-83.0	43.47	-49.0	451.58	-15.0	722.09	19.0	707.37
-150.0	2.07	-116.0	1.33	-82.0	53.69	-48.0	462.20	-14.0	726.56	20.0	700.23
-149.0	2.05	-115.0	1.30	-81.0	64.18	-47.0	473.58	-13.0	731.89	21.0	694.78
-148.0	2.05	-114.0	1.28	-80.0	74.91	-46.0	485.14	-12.0	734.87	22.0	689.07
-147.0	2.05	-113.0	1.27	-79.0	85.89	-45.0	495.58	-11.0	738.06	23.0	682.72

Tabulator: _____

Verifier: _____

 Lighting Intensity Data Table---Continue

Ang.	Cand.	Ang.	Cand.	Ang.	Cand.	Ang.	Cand.	Ang.	Cand.	Ang.	Cand.
24.0	676.93	51.0	423.93	78.0	107.31	105.0	1.17	132.0	1.77	159.0	2.55
25.0	671.15	52.0	426.40	79.0	95.92	106.0	1.17	133.0	1.83	160.0	2.55
26.0	662.94	53.0	415.43	80.0	84.67	107.0	1.17	134.0	1.84	161.0	2.53
27.0	655.64	54.0	403.65	81.0	73.65	108.0	1.15	135.0	1.84	162.0	2.54
28.0	648.32	55.0	391.67	82.0	63.06	109.0	1.11	136.0	1.85	163.0	2.57
29.0	640.22	56.0	379.94	83.0	52.49	110.0	1.11	137.0	1.86	164.0	2.60
30.0	631.58	57.0	367.15	84.0	42.48	111.0	1.11	138.0	1.91	165.0	2.61
31.0	623.49	58.0	355.45	85.0	32.85	112.0	1.13	139.0	1.96	166.0	2.57
32.0	615.82	59.0	343.09	86.0	23.62	113.0	1.16	140.0	1.97	167.0	2.55
33.0	607.23	60.0	331.08	87.0	14.98	114.0	1.18	141.0	1.98	168.0	2.55
34.0	597.77	61.0	318.71	88.0	7.22	115.0	1.18	142.0	2.00	169.0	2.60
35.0	590.19	62.0	305.82	89.0	1.93	116.0	1.18	143.0	2.03	170.0	2.66
36.0	580.47	63.0	293.51	90.0	0.89	117.0	1.19	144.0	2.07	171.0	2.69
37.0	571.34	64.0	280.75	91.0	0.88	118.0	1.21	145.0	2.13	172.0	2.66
38.0	562.26	65.0	268.56	92.0	0.92	119.0	1.25	146.0	2.18	173.0	2.64
39.0	552.39	66.0	255.75	93.0	0.95	120.0	1.30	147.0	2.19	174.0	2.65
40.0	542.85	67.0	243.16	94.0	0.96	121.0	1.31	148.0	2.19	175.0	2.67
41.0	532.19	68.0	230.77	95.0	0.95	122.0	1.33	149.0	2.22	176.0	2.71
42.0	520.86	69.0	217.91	96.0	0.95	123.0	1.34	150.0	2.26	177.0	2.72
43.0	512.34	70.0	205.32	97.0	0.97	124.0	1.38	151.0	2.32	178.0	2.69
44.0	500.89	71.0	192.90	98.0	0.97	125.0	1.44	152.0	2.36	179.0	2.66
45.0	490.58	72.0	180.19	99.0	1.00	126.0	1.50	153.0	2.38	180.0	2.64
46.0	479.76	73.0	167.60	100.0	1.03	127.0	1.56	154.0	2.38		
47.0	469.14	74.0	155.44	101.0	1.07	128.0	1.58	155.0	2.40		
48.0	457.37	75.0	143.01	102.0	1.12	129.0	1.60	156.0	2.43		
49.0	447.03	76.0	131.04	103.0	1.15	130.0	1.64	157.0	2.49		
50.0	435.30	77.0	119.18	104.0	1.17	131.0	1.69	158.0	2.55		

Tabulator: _____

Verifier: _____