

Light Intensity Distribution Test

Product Information

Product Name: Jupiter 20W-5000K

Manufactory: GW

Operator: hua

Test Date: 2021-04-26

Test Condition

Temperature: 30.9 Cels.

Humidity: 60 %

Start Angle: -180 Deg.

End Angle: 180 Deg.

Step Angle: 1 Deg.

Plane Number.: 1

Test Distance: 3 m

Electric Param

Voltage: 240.5 V

Current: 0.106 A

Power: 24.28 W

PF: 0.945

Photometric Param

Maximum Cand. (I_{vm}): 708.02 cd

Max. Cand. Angle(Deg): C=180.0 gamma= 1.0

Center Cd(I_{vo}): 707.90 cd

Beam Angle(50%) β : 112.1 deg.

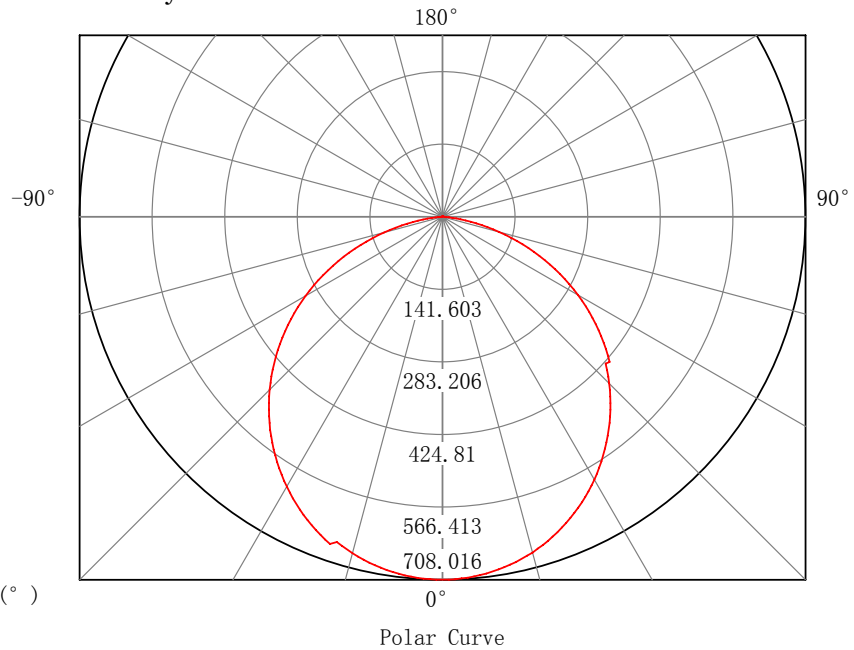
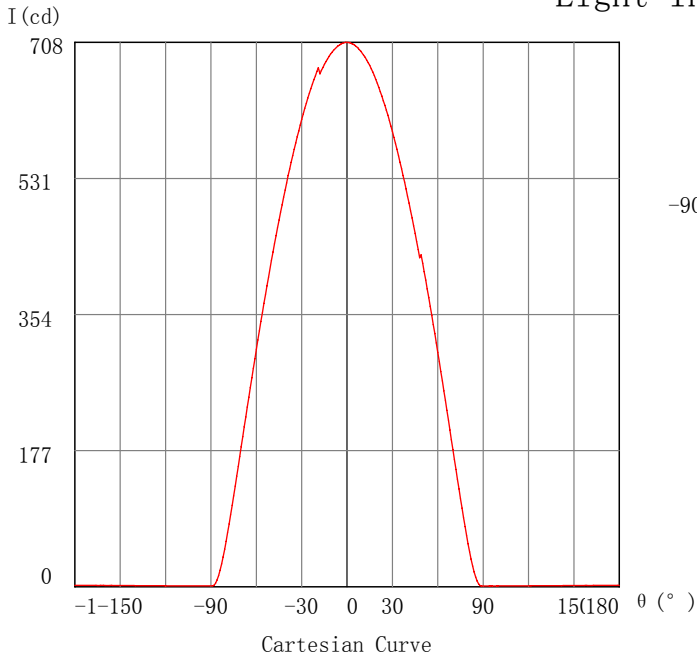
Lumens: 1984.141 lm

Lumen-Effic: 81.719 lm/W

90 Deg. Lumens: 1083.746 lmW

120 Deg. Lumens: 1590.394 lm

Light Intensity Plot



C0-180 ————

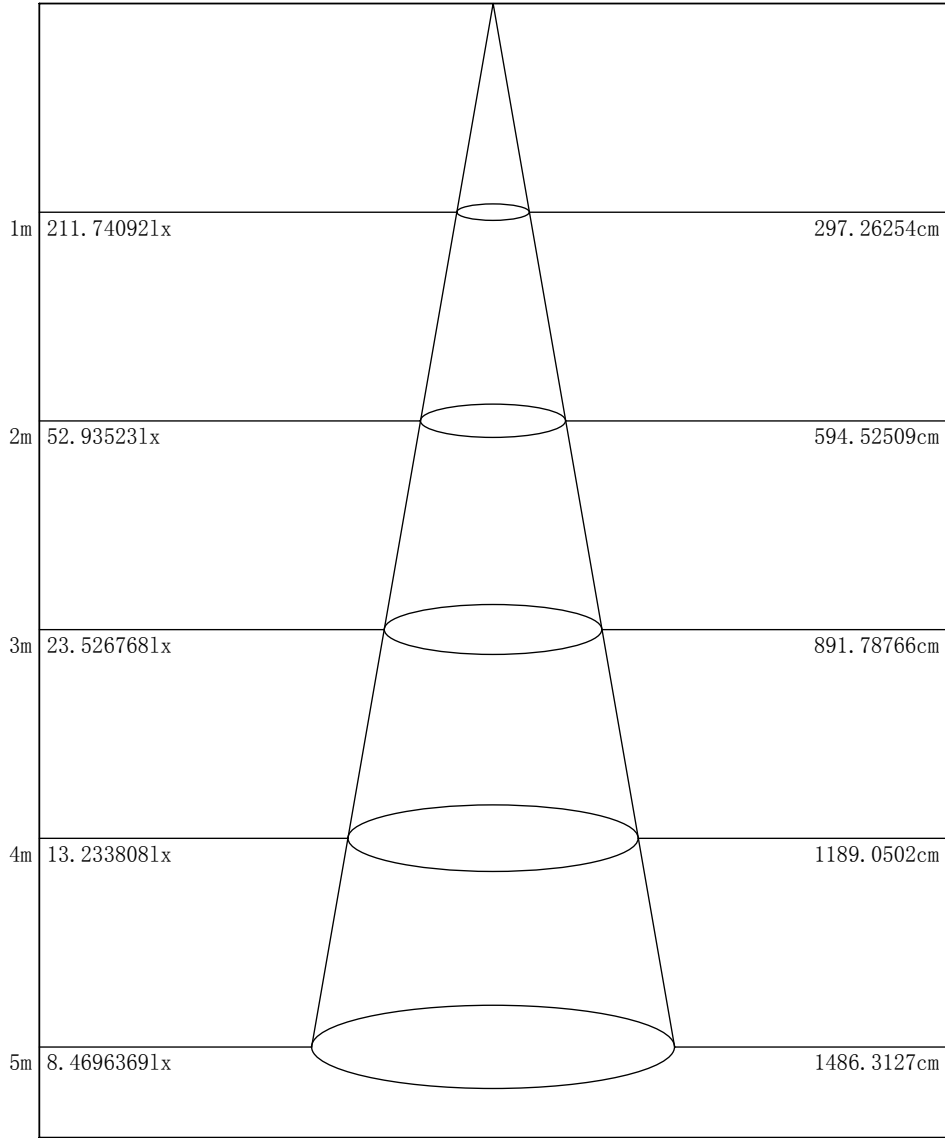
Tabulator: _____

Verifier: _____

Lux-Distance Diagram

Luminous Flux: 1984.141 lm

Beam Luminous Flux: 1469.519 lm



Height Aver. Lux

Beam Ang. =112.1(°)

Beam Dia.

10%Beam Angle= 157.6(°)

50%Beam Angle= 112.1(°)

Tabulator: _____

Verifier: _____

Lighting Intensity Data Table

Ang.	Cand.	Ang.	Cand.	Ang.	Cand.	Ang.	Cand.	Ang.	Cand.	Ang.	Cand.
-180.0	1.82	-146.0	1.59	-112.0	1.13	-78.0	81.72	-44.0	487.09	-10.0	694.92
-179.0	1.80	-145.0	1.58	-111.0	1.12	-77.0	93.65	-43.0	496.65	-9.0	697.62
-178.0	1.79	-144.0	1.59	-110.0	1.13	-76.0	105.79	-42.0	506.42	-8.0	699.56
-177.0	1.79	-143.0	1.60	-109.0	1.14	-75.0	118.24	-41.0	515.90	-7.0	701.53
-176.0	1.81	-142.0	1.59	-108.0	1.15	-74.0	130.84	-40.0	525.05	-6.0	703.44
-175.0	1.82	-141.0	1.56	-107.0	1.13	-73.0	143.58	-39.0	534.60	-5.0	704.54
-174.0	1.80	-140.0	1.51	-106.0	1.11	-72.0	156.37	-38.0	543.18	-4.0	706.00
-173.0	1.77	-139.0	1.49	-105.0	1.09	-71.0	169.36	-37.0	551.93	-3.0	706.81
-172.0	1.75	-138.0	1.48	-104.0	1.09	-70.0	182.14	-36.0	560.74	-2.0	707.33
-171.0	1.75	-137.0	1.49	-103.0	1.09	-69.0	195.13	-35.0	568.83	-1.0	708.02
-170.0	1.78	-136.0	1.50	-102.0	1.11	-68.0	208.02	-34.0	577.09	0.0	707.90
-169.0	1.79	-135.0	1.47	-101.0	1.13	-67.0	220.85	-33.0	585.20	1.0	707.83
-168.0	1.78	-134.0	1.44	-100.0	1.12	-66.0	233.78	-32.0	592.63	2.0	707.55
-167.0	1.76	-133.0	1.40	-99.0	1.10	-65.0	246.44	-31.0	600.53	3.0	706.38
-166.0	1.73	-132.0	1.38	-98.0	1.09	-64.0	259.07	-30.0	607.84	4.0	705.70
-165.0	1.72	-131.0	1.38	-97.0	1.08	-63.0	271.79	-29.0	614.96	5.0	704.33
-164.0	1.72	-130.0	1.39	-96.0	1.08	-62.0	284.10	-28.0	622.07	6.0	702.68
-163.0	1.74	-129.0	1.39	-95.0	1.10	-61.0	296.58	-27.0	628.68	7.0	701.16
-162.0	1.76	-128.0	1.36	-94.0	1.12	-60.0	308.88	-26.0	635.38	8.0	698.63
-161.0	1.73	-127.0	1.32	-93.0	1.13	-59.0	320.97	-25.0	641.79	9.0	696.52
-160.0	1.70	-126.0	1.29	-92.0	1.11	-58.0	333.14	-24.0	647.62	10.0	693.98
-159.0	1.69	-125.0	1.28	-91.0	1.09	-57.0	344.99	-23.0	653.74	11.0	691.07
-158.0	1.69	-124.0	1.28	-90.0	1.08	-56.0	356.78	-22.0	659.37	12.0	688.47
-157.0	1.70	-123.0	1.29	-89.0	1.10	-55.0	368.54	-21.0	664.65	13.0	684.88
-156.0	1.73	-122.0	1.28	-88.0	1.84	-54.0	379.82	-20.0	670.19	14.0	681.42
-155.0	1.72	-121.0	1.26	-87.0	4.53	-53.0	391.30	-19.0	674.92	15.0	677.98
-154.0	1.69	-120.0	1.22	-86.0	8.80	-52.0	402.60	-18.0	667.10	16.0	673.55
-153.0	1.66	-119.0	1.20	-85.0	14.50	-51.0	413.53	-17.0	671.32	17.0	669.57
-152.0	1.65	-118.0	1.18	-84.0	21.46	-50.0	424.60	-16.0	675.38	18.0	664.78
-151.0	1.66	-117.0	1.19	-83.0	29.58	-49.0	435.35	-15.0	679.38	19.0	659.74
-150.0	1.67	-116.0	1.20	-82.0	38.64	-48.0	445.96	-14.0	683.18	20.0	654.94
-149.0	1.68	-115.0	1.20	-81.0	48.56	-47.0	456.62	-13.0	686.26	21.0	649.28
-148.0	1.65	-114.0	1.18	-80.0	59.07	-46.0	466.78	-12.0	689.75	22.0	643.80
-147.0	1.61	-113.0	1.15	-79.0	70.26	-45.0	477.00	-11.0	692.57	23.0	638.09

Tabulator: _____

Verifier: _____

 Lighting Intensity Data Table---Continue

Ang.	Cand.	Ang.	Cand.	Ang.	Cand.	Ang.	Cand.	Ang.	Cand.	Ang.	Cand.
24.0	631.86	51.0	409.72	78.0	78.31	105.0	1.04	132.0	1.38	159.0	1.72
25.0	626.11	52.0	398.82	79.0	66.86	106.0	1.05	133.0	1.37	160.0	1.70
26.0	619.65	53.0	387.36	80.0	55.94	107.0	1.07	134.0	1.38	161.0	1.69
27.0	613.16	54.0	376.00	81.0	45.53	108.0	1.09	135.0	1.39	162.0	1.70
28.0	606.36	55.0	364.59	82.0	35.89	109.0	1.12	136.0	1.43	163.0	1.73
29.0	599.15	56.0	352.82	83.0	27.05	110.0	1.11	137.0	1.46	164.0	1.77
30.0	591.98	57.0	340.98	84.0	19.25	111.0	1.11	138.0	1.48	165.0	1.77
31.0	584.52	58.0	329.21	85.0	12.61	112.0	1.10	139.0	1.48	166.0	1.76
32.0	576.52	59.0	316.90	86.0	7.43	113.0	1.11	140.0	1.48	167.0	1.74
33.0	568.97	60.0	304.89	87.0	3.53	114.0	1.12	141.0	1.48	168.0	1.73
34.0	560.46	61.0	292.57	88.0	1.51	115.0	1.15	142.0	1.49	169.0	1.75
35.0	552.10	62.0	280.00	89.0	1.00	116.0	1.18	143.0	1.53	170.0	1.78
36.0	543.81	63.0	267.65	90.0	0.99	117.0	1.20	144.0	1.57	171.0	1.82
37.0	534.93	64.0	254.99	91.0	0.99	118.0	1.18	145.0	1.58	172.0	1.80
38.0	526.41	65.0	242.29	92.0	1.00	119.0	1.18	146.0	1.57	173.0	1.77
39.0	517.42	66.0	229.62	93.0	1.02	120.0	1.19	147.0	1.56	174.0	1.76
40.0	508.09	67.0	216.62	94.0	1.03	121.0	1.20	148.0	1.57	175.0	1.77
41.0	498.98	68.0	203.93	95.0	1.04	122.0	1.23	149.0	1.58	176.0	1.79
42.0	489.11	69.0	190.93	96.0	1.02	123.0	1.27	150.0	1.62	177.0	1.82
43.0	479.55	70.0	178.15	97.0	1.01	124.0	1.28	151.0	1.66	178.0	1.83
44.0	469.62	71.0	165.26	98.0	1.01	125.0	1.28	152.0	1.66	179.0	1.82
45.0	459.42	72.0	152.40	99.0	1.02	126.0	1.27	153.0	1.64	180.0	1.80
46.0	449.21	73.0	139.63	100.0	1.04	127.0	1.28	154.0	1.63		
47.0	438.57	74.0	127.04	101.0	1.06	128.0	1.29	155.0	1.64		
48.0	427.85	75.0	114.38	102.0	1.07	129.0	1.32	156.0	1.66		
49.0	431.63	76.0	102.21	103.0	1.06	130.0	1.36	157.0	1.70		
50.0	420.89	77.0	90.01	104.0	1.05	131.0	1.39	158.0	1.73		

Tabulator: _____

Verifier: _____