

Light Intensity Distribution Test

Product Information

Product Name: GWSNTC2040-50

Manufacture: GW

Operator:

Test Date: 2019-07-26

Test Condition

Temperature: 30.9 Cels.

Humidity: 60 %

Start Angle: -180 Deg.

End Angle: 180 Deg.

Step Angle: 1 Deg.

Plane Number.: 1

Test Distance: 3 m

Electric Param

Voltage: 234.6 V

Current: 0.156 A

Power: 35.61 W

PF: 1

Photometric Param

Maximum Cand. (I_{vm}): 1063.45 cd

Max. Cand. Angle(Deg): C= 0.0 gama= 0.0

Center Cd(I_{vo}): 1063.45 cd

Beam Angle(50%) β : 110.1 deg.

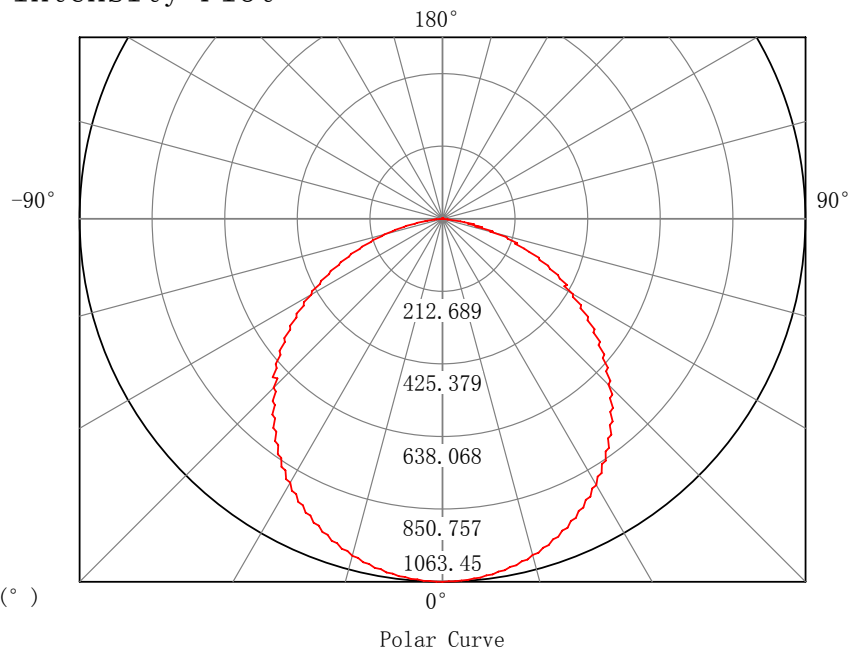
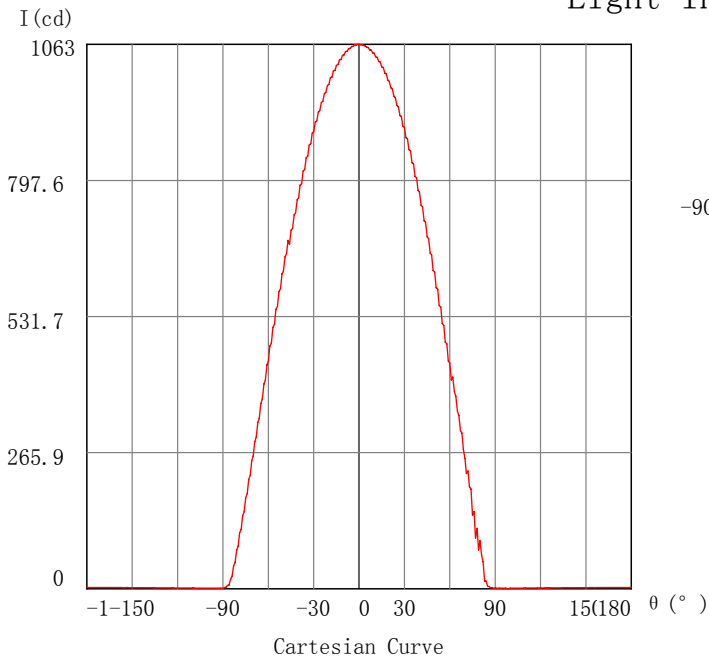
Lumens: 2922.661 lm

Lumen-Effic: 82.074 lm/W

90 Deg. Lumens: 1619.247 lmW

120 Deg. Lumens: 2360.574 lm

Light Intensity Plot



C0-180 ———

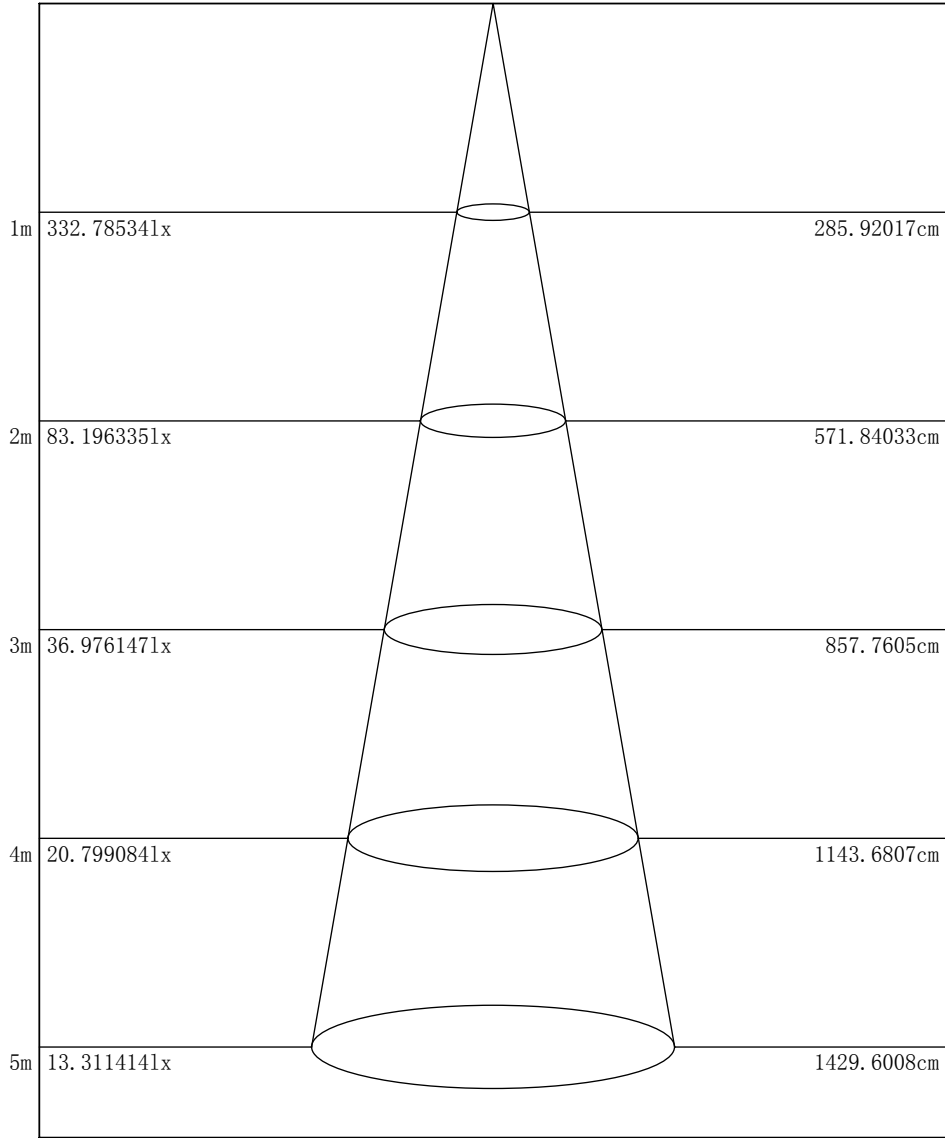
Tabulator: _____

Verifier: _____

Lux-Distance Diagram

Luminous Flux: 2922.661 lm

Beam Luminous Flux: 2136.7 lm



Height Aver. Lux

Beam Ang. =110.1(°)

Beam Dia.

10%Beam Angle= 155.9(°)

50%Beam Angle= 110.1(°)

Tabulator: _____

Verifier: _____

Lighting Intensity Data Table

Ang.	Cand.	Ang.	Cand.	Ang.	Cand.	Ang.	Cand.	Ang.	Cand.	Ang.	Cand.
-180.0	2.58	-146.0	2.18	-112.0	1.31	-78.0	116.01	-44.0	703.51	-10.0	1042.62
-179.0	2.55	-145.0	2.13	-111.0	1.29	-77.0	142.52	-43.0	730.41	-9.0	1049.44
-178.0	2.52	-144.0	2.09	-110.0	1.28	-76.0	150.56	-42.0	734.08	-8.0	1049.88
-177.0	2.49	-143.0	2.03	-109.0	1.23	-75.0	177.23	-41.0	760.03	-7.0	1054.95
-176.0	2.51	-142.0	2.02	-108.0	1.20	-74.0	185.86	-40.0	763.55	-6.0	1055.50
-175.0	2.53	-141.0	2.00	-107.0	1.17	-73.0	213.40	-39.0	788.50	-5.0	1059.04
-174.0	2.56	-140.0	2.02	-106.0	1.16	-72.0	221.90	-38.0	791.57	-4.0	1059.44
-173.0	2.56	-139.0	2.00	-105.0	1.15	-71.0	250.13	-37.0	815.89	-3.0	1062.15
-172.0	2.52	-138.0	1.98	-104.0	1.17	-70.0	259.02	-36.0	819.09	-2.0	1062.11
-171.0	2.48	-137.0	1.90	-103.0	1.14	-69.0	287.11	-35.0	841.96	-1.0	1063.16
-170.0	2.46	-136.0	1.88	-102.0	1.12	-68.0	296.00	-34.0	845.16	0.0	1063.45
-169.0	2.47	-135.0	1.83	-101.0	1.07	-67.0	324.72	-33.0	866.91	1.0	1062.60
-168.0	2.50	-134.0	1.84	-100.0	1.06	-66.0	333.26	-32.0	869.38	2.0	1062.75
-167.0	2.51	-133.0	1.83	-99.0	1.04	-65.0	362.07	-31.0	889.83	3.0	1061.30
-166.0	2.49	-132.0	1.84	-98.0	1.05	-64.0	370.37	-30.0	892.47	4.0	1060.45
-165.0	2.44	-131.0	1.77	-97.0	1.05	-63.0	399.61	-29.0	911.20	5.0	1057.82
-164.0	2.41	-130.0	1.74	-96.0	1.05	-62.0	407.15	-28.0	913.71	6.0	1057.12
-163.0	2.38	-129.0	1.68	-95.0	1.03	-61.0	437.30	-27.0	931.02	7.0	1052.72
-162.0	2.40	-128.0	1.67	-94.0	1.00	-60.0	444.23	-26.0	933.62	8.0	1052.37
-161.0	2.41	-127.0	1.64	-93.0	0.97	-59.0	473.91	-25.0	950.00	9.0	1046.63
-160.0	2.43	-126.0	1.66	-92.0	0.96	-58.0	480.27	-24.0	951.95	10.0	1045.84
-159.0	2.39	-125.0	1.63	-91.0	0.95	-57.0	510.34	-23.0	967.46	11.0	1039.17
-158.0	2.35	-124.0	1.60	-90.0	0.96	-56.0	516.51	-22.0	969.42	12.0	1037.83
-157.0	2.29	-123.0	1.53	-89.0	2.29	-55.0	545.73	-21.0	983.06	13.0	1030.05
-156.0	2.28	-122.0	1.51	-88.0	3.09	-54.0	551.82	-20.0	985.20	14.0	1028.85
-155.0	2.28	-121.0	1.47	-87.0	6.39	-53.0	580.68	-19.0	998.01	15.0	1019.46
-154.0	2.31	-120.0	1.48	-86.0	7.51	-52.0	586.48	-18.0	999.28	16.0	1018.15
-153.0	2.31	-119.0	1.46	-85.0	18.76	-51.0	614.96	-17.0	1011.09	17.0	1007.53
-152.0	2.28	-118.0	1.46	-84.0	24.37	-50.0	620.01	-16.0	1012.56	18.0	1005.45
-151.0	2.21	-117.0	1.41	-83.0	44.89	-49.0	648.25	-15.0	1022.25	19.0	993.43
-150.0	2.19	-116.0	1.38	-82.0	51.60	-48.0	654.01	-14.0	1024.18	20.0	991.41
-149.0	2.15	-115.0	1.32	-81.0	75.65	-47.0	680.58	-13.0	1032.79	21.0	978.46
-148.0	2.17	-114.0	1.32	-80.0	82.83	-46.0	672.86	-12.0	1034.19	22.0	976.57
-147.0	2.16	-113.0	1.30	-79.0	108.28	-45.0	700.33	-11.0	1041.93	23.0	961.77

Tabulator: _____

Verifier: _____

 Lighting Intensity Data Table---Continue

Ang.	Cand.	Ang.	Cand.	Ang.	Cand.	Ang.	Cand.	Ang.	Cand.	Ang.	Cand.
24.0	959.50	51.0	587.90	78.0	118.17	105.0	1.18	132.0	1.81	159.0	2.41
25.0	943.97	52.0	584.98	79.0	75.98	106.0	1.17	133.0	1.84	160.0	2.42
26.0	941.22	53.0	553.27	80.0	93.77	107.0	1.19	134.0	1.82	161.0	2.42
27.0	924.49	54.0	550.21	81.0	65.26	108.0	1.19	135.0	1.85	162.0	2.39
28.0	922.19	55.0	518.08	82.0	53.01	109.0	1.24	136.0	1.86	163.0	2.39
29.0	903.53	56.0	514.35	83.0	14.80	110.0	1.27	137.0	1.92	164.0	2.40
30.0	901.09	57.0	481.83	84.0	14.91	111.0	1.31	138.0	1.95	165.0	2.45
31.0	881.30	58.0	478.31	85.0	4.56	112.0	1.30	139.0	2.03	166.0	2.49
32.0	878.73	59.0	444.81	86.0	4.21	113.0	1.32	140.0	2.00	167.0	2.52
33.0	857.63	60.0	441.22	87.0	2.02	114.0	1.31	141.0	2.01	168.0	2.50
34.0	854.94	61.0	407.79	88.0	1.85	115.0	1.35	142.0	2.00	169.0	2.47
35.0	832.34	62.0	413.64	89.0	0.66	116.0	1.36	143.0	2.05	170.0	2.45
36.0	829.58	63.0	384.93	90.0	1.26	117.0	1.43	144.0	2.07	171.0	2.47
37.0	805.62	64.0	375.83	91.0	0.83	118.0	1.35	145.0	2.15	172.0	2.50
38.0	802.78	65.0	346.89	92.0	0.88	119.0	1.20	146.0	2.17	173.0	2.55
39.0	777.94	66.0	338.48	93.0	0.97	120.0	1.47	147.0	2.18	174.0	2.56
40.0	774.67	67.0	308.33	94.0	0.99	121.0	1.49	148.0	2.16	175.0	2.54
41.0	749.19	68.0	304.10	95.0	1.04	122.0	1.38	149.0	2.17	176.0	2.51
42.0	746.06	69.0	272.67	96.0	1.05	123.0	1.35	150.0	2.18	177.0	2.49
43.0	718.65	70.0	254.28	97.0	1.06	124.0	1.58	151.0	2.24	178.0	2.50
44.0	715.80	71.0	225.02	98.0	0.21	125.0	1.50	152.0	2.27	179.0	2.53
45.0	687.41	72.0	230.16	99.0	0.24	126.0	1.64	153.0	2.32	180.0	2.56
46.0	683.87	73.0	199.39	100.0	1.06	127.0	1.67	154.0	2.31		
47.0	655.39	74.0	194.80	101.0	1.08	128.0	1.65	155.0	2.30		
48.0	651.81	75.0	143.68	102.0	1.11	129.0	1.69	156.0	2.28		
49.0	621.83	76.0	150.91	103.0	1.16	130.0	1.71	157.0	2.31		
50.0	618.57	77.0	98.81	104.0	1.17	131.0	1.78	158.0	2.35		

Tabulator: _____

Verifier: _____