

# Light Intensity Distribution Test

## Product Information

Product Name: TLP3010WD

Manufacture: CT

Operator:

Test Date: 2016-03-11

## Test Condition

Temperature: 30.2 Cels.

Humidity: 60 %

Start Angle: -180 Deg.

End Angle: 180 Deg.

Step Angle: 1 Deg.

Plane Number.: 1

Test Distance: 3 m

## Electric Param

Voltage: 241.6 V

Current: 0.048 A

Power: 11.47 W

PF: 0.983

## Photometric Param

Maximum Cand. (I<sub>vm</sub>): 354.80 cd

Max. Cand. Angle (Deg): C=180.0 gamma= 1.0

Center Cd(I<sub>vo</sub>): 354.57 cd

Beam Angle (50%) β : 106.7 deg.

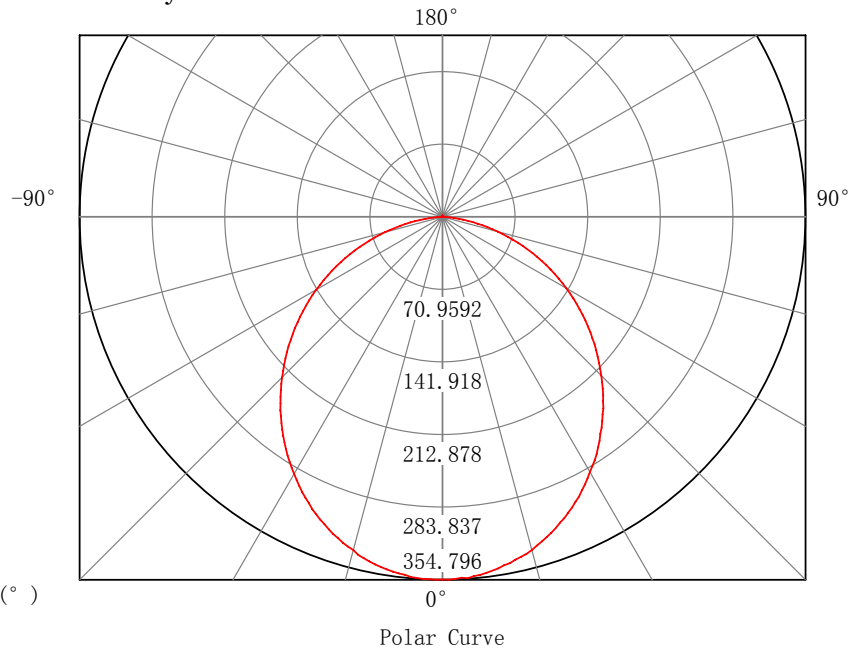
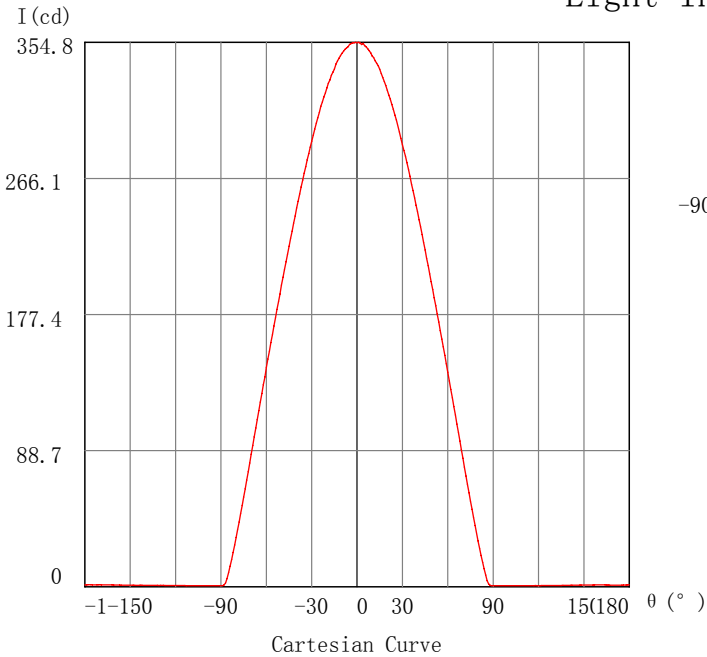
Lumens: 948.677 lm

Lumen-Effic: 82.709 lm/W

90 Deg. Lumens: 524.693 lm/W

120 Deg. Lumens: 759.190 lm

## Light Intensity Plot



C0-180 ———

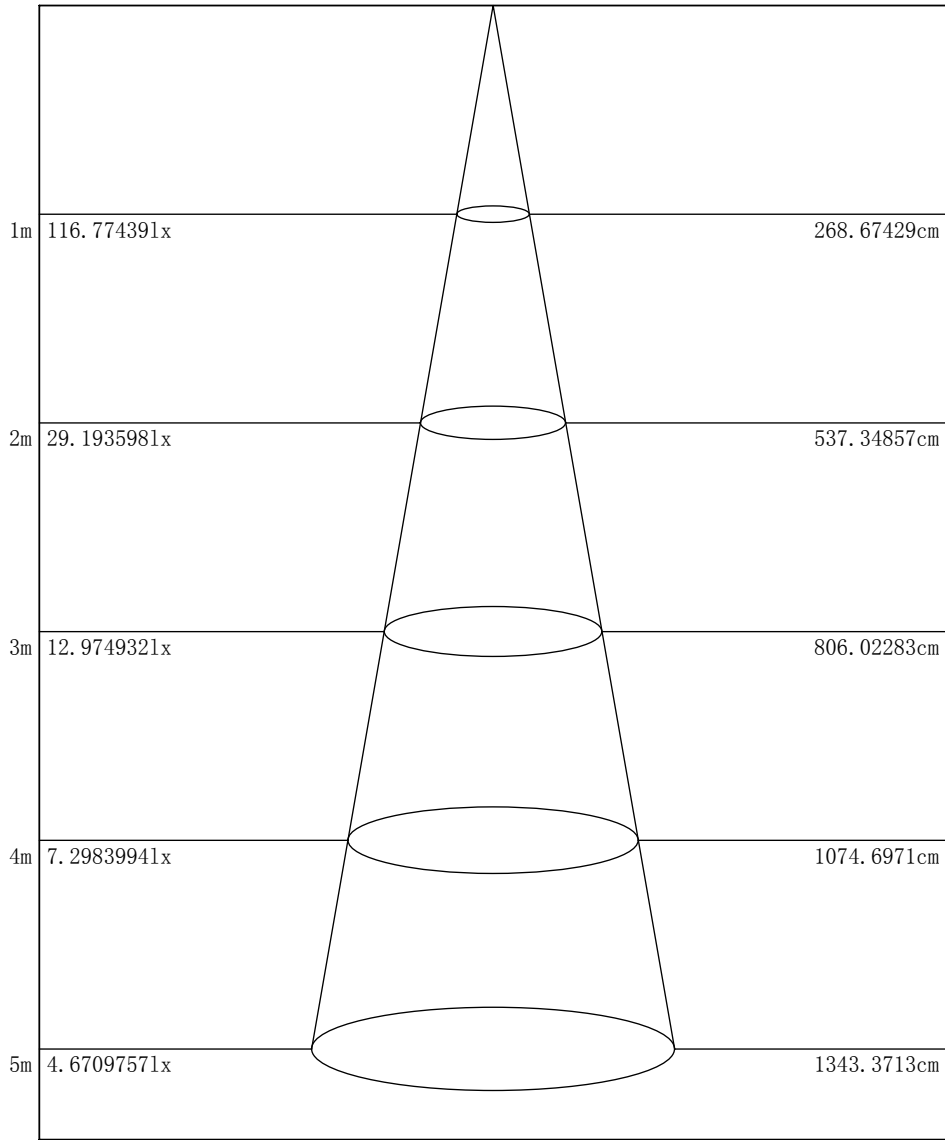
Tabulator: \_\_\_\_\_

Verifier: \_\_\_\_\_

# Lux-Distance Diagram

Luminous Flux: 948.6774 lm

Beam Luminous Flux: 662.0483 lm



Height Aver. Lux

Beam Ang. =106.7(° )

Beam Dia.

10%Beam Angle= 158.2(° )

50%Beam Angle= 106.7(° )

## Lighting Intensity Data Table

Ang.	Cand.	Ang.	Cand.	Ang.	Cand.	Ang.	Cand.	Ang.	Cand.	Ang.	Cand.
-180.0	1.20	-146.0	0.95	-112.0	0.74	-78.0	42.24	-44.0	226.98	-10.0	347.60
-179.0	1.24	-145.0	0.95	-111.0	0.72	-77.0	47.59	-43.0	231.71	-9.0	348.98
-178.0	1.27	-144.0	0.96	-110.0	0.71	-76.0	52.92	-42.0	236.84	-8.0	350.24
-177.0	1.28	-143.0	0.97	-109.0	0.71	-75.0	58.36	-41.0	241.63	-7.0	351.20
-176.0	1.26	-142.0	0.95	-108.0	0.73	-74.0	63.85	-40.0	246.89	-6.0	351.93
-175.0	1.24	-141.0	0.93	-107.0	0.72	-73.0	69.38	-39.0	251.10	-5.0	353.48
-174.0	1.23	-140.0	0.91	-106.0	0.70	-72.0	75.03	-38.0	255.95	-4.0	354.02
-173.0	1.23	-139.0	0.93	-105.0	0.69	-71.0	80.59	-37.0	260.49	-3.0	354.55
-172.0	1.25	-138.0	0.94	-104.0	0.69	-70.0	86.32	-36.0	264.98	-2.0	354.54
-171.0	1.27	-137.0	0.94	-103.0	0.68	-69.0	92.07	-35.0	269.44	-1.0	354.80
-170.0	1.27	-136.0	0.95	-102.0	0.68	-68.0	97.66	-34.0	273.78	0.0	354.57
-169.0	1.24	-135.0	0.94	-101.0	0.69	-67.0	103.45	-33.0	278.22	1.0	354.78
-168.0	1.22	-134.0	0.91	-100.0	0.68	-66.0	108.98	-32.0	282.38	2.0	354.33
-167.0	1.21	-133.0	0.89	-99.0	0.67	-65.0	114.79	-31.0	286.50	3.0	353.39
-166.0	1.20	-132.0	0.88	-98.0	0.66	-64.0	120.39	-30.0	290.22	4.0	354.17
-165.0	1.21	-131.0	0.86	-97.0	0.65	-63.0	125.94	-29.0	294.36	5.0	352.60
-164.0	1.22	-130.0	0.88	-96.0	0.64	-62.0	131.72	-28.0	298.21	6.0	351.94
-163.0	1.20	-129.0	0.89	-95.0	0.65	-61.0	136.68	-27.0	302.11	7.0	350.65
-162.0	1.18	-128.0	0.88	-94.0	0.66	-60.0	142.95	-26.0	305.63	8.0	349.42
-161.0	1.15	-127.0	0.86	-93.0	0.66	-59.0	148.32	-25.0	309.10	9.0	347.96
-160.0	1.14	-126.0	0.84	-92.0	0.65	-58.0	153.55	-24.0	313.12	10.0	345.87
-159.0	1.14	-125.0	0.83	-91.0	0.62	-57.0	159.12	-23.0	316.09	11.0	344.91
-158.0	1.15	-124.0	0.82	-90.0	0.63	-56.0	164.40	-22.0	319.19	12.0	342.69
-157.0	1.12	-123.0	0.83	-89.0	0.65	-55.0	169.88	-21.0	322.00	13.0	341.16
-156.0	1.04	-122.0	0.84	-88.0	1.12	-54.0	175.25	-20.0	325.12	14.0	339.49
-155.0	1.00	-121.0	0.83	-87.0	2.45	-53.0	180.72	-19.0	328.13	15.0	337.27
-154.0	0.98	-120.0	0.80	-86.0	5.33	-52.0	185.86	-18.0	330.28	16.0	334.36
-153.0	0.98	-119.0	0.78	-85.0	9.20	-51.0	190.76	-17.0	333.29	17.0	331.83
-152.0	0.99	-118.0	0.77	-84.0	13.34	-50.0	196.61	-16.0	335.42	18.0	329.11
-151.0	0.99	-117.0	0.77	-83.0	17.71	-49.0	201.63	-15.0	337.34	19.0	326.65
-150.0	1.00	-116.0	0.77	-82.0	22.34	-48.0	206.67	-14.0	340.76	20.0	323.62
-149.0	0.99	-115.0	0.77	-81.0	27.15	-47.0	211.79	-13.0	342.61	21.0	320.36
-148.0	0.97	-114.0	0.77	-80.0	32.10	-46.0	216.58	-12.0	344.44	22.0	317.76
-147.0	0.96	-113.0	0.75	-79.0	37.08	-45.0	221.91	-11.0	346.14	23.0	314.26

Tabulator: \_\_\_\_\_

Verifier: \_\_\_\_\_

Lighting Intensity Data Table---Continue

Ang.	Cand.	Ang.	Cand.	Ang.	Cand.	Ang.	Cand.	Ang.	Cand.	Ang.	Cand.
24.0	311.15	51.0	188.35	78.0	39.97	105.0	0.69	132.0	0.84	159.0	1.18
25.0	307.32	52.0	183.27	79.0	34.89	106.0	0.68	133.0	0.83	160.0	1.18
26.0	304.25	53.0	177.73	80.0	29.92	107.0	0.68	134.0	0.85	161.0	1.18
27.0	300.11	54.0	172.60	81.0	25.03	108.0	0.68	135.0	0.85	162.0	1.20
28.0	296.23	55.0	167.01	82.0	20.40	109.0	0.70	136.0	0.87	163.0	1.20
29.0	292.25	56.0	161.50	83.0	15.97	110.0	0.71	137.0	0.89	164.0	1.18
30.0	287.99	57.0	156.29	84.0	11.71	111.0	0.72	138.0	0.89	165.0	1.12
31.0	284.29	58.0	150.79	85.0	7.67	112.0	0.72	139.0	0.89	166.0	1.07
32.0	280.54	59.0	145.25	86.0	3.89	113.0	0.71	140.0	0.90	167.0	1.04
33.0	276.40	60.0	139.79	87.0	1.70	114.0	0.72	141.0	0.95	168.0	1.03
34.0	271.88	61.0	133.99	88.0	0.86	115.0	0.72	142.0	1.00	169.0	1.04
35.0	267.46	62.0	128.60	89.0	0.64	116.0	0.74	143.0	1.03	170.0	1.06
36.0	262.15	63.0	122.99	90.0	0.64	117.0	0.76	144.0	1.05	171.0	1.05
37.0	258.26	64.0	117.41	91.0	0.64	118.0	0.77	145.0	1.06	172.0	1.04
38.0	253.40	65.0	111.91	92.0	0.63	119.0	0.75	146.0	1.05	173.0	1.03
39.0	248.58	66.0	106.05	93.0	0.62	120.0	0.74	147.0	1.05	174.0	1.02
40.0	244.42	67.0	100.43	94.0	0.63	121.0	0.75	148.0	1.06	175.0	1.04
41.0	239.11	68.0	94.95	95.0	0.63	122.0	0.77	149.0	1.09	176.0	1.09
42.0	234.72	69.0	89.33	96.0	0.64	123.0	0.79	150.0	1.13	177.0	1.13
43.0	229.58	70.0	83.68	97.0	0.65	124.0	0.81	151.0	1.14	178.0	1.16
44.0	224.47	71.0	77.90	98.0	0.67	125.0	0.82	152.0	1.13	179.0	1.17
45.0	219.45	72.0	72.15	99.0	0.66	126.0	0.82	153.0	1.12	180.0	1.19
46.0	214.02	73.0	66.65	100.0	0.64	127.0	0.81	154.0	1.13		
47.0	209.22	74.0	61.17	101.0	0.65	128.0	0.80	155.0	1.14		
48.0	203.95	75.0	55.73	102.0	0.66	129.0	0.81	156.0	1.15		
49.0	198.85	76.0	50.45	103.0	0.68	130.0	0.84	157.0	1.18		
50.0	193.81	77.0	45.18	104.0	0.69	131.0	0.85	158.0	1.18		

Tabulator: \_\_\_\_\_

Verifier: \_\_\_\_\_