

Light Intensity Distribution Test

Product Information

Product Name: RECESS_5000K

Manufactory: CT

Operator:

Test Date: 2016-08-24

Test Condition

Temperature: 30.9 Cels.

Humidity: 60 %

Start Angle: -180 Deg.

End Angle: 180 Deg.

Step Angle: 1 Deg.

Plane Number.: 1

Test Distance: 3 m

Electric Param

Voltage: 241.6 V

Current: 0.051 A

Power: 11.8 W

PF: 0.941

Photometric Param

Maximum Cand. (I_{vm}): 499.93 cd

Max. Cand. Angle(Deg): C= 0.0 gama= 0.0

Center Cd(I_{vo}): 499.93 cd

Beam Angle(50%) β : 98.1 deg.

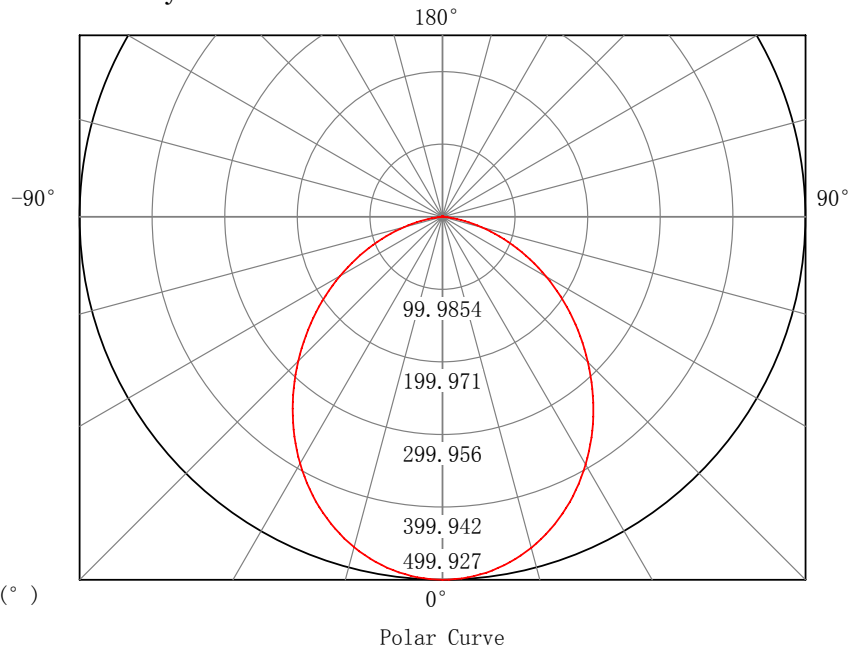
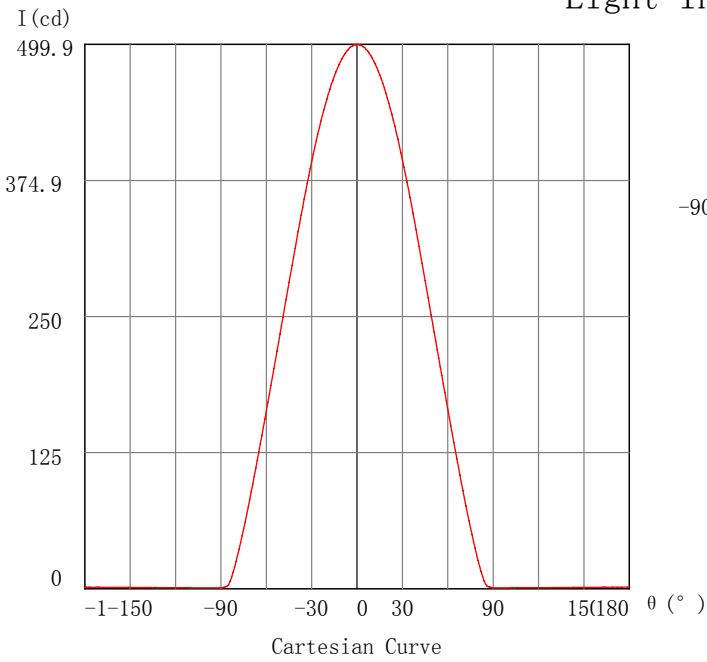
Lumens: 1196.969 lm

Lumen-Effic: 101.438 lm/W

90 Deg. Lumens: 710.648 lm/W

120 Deg. Lumens: 998.159 lm

Light Intensity Plot



C0-180 —————

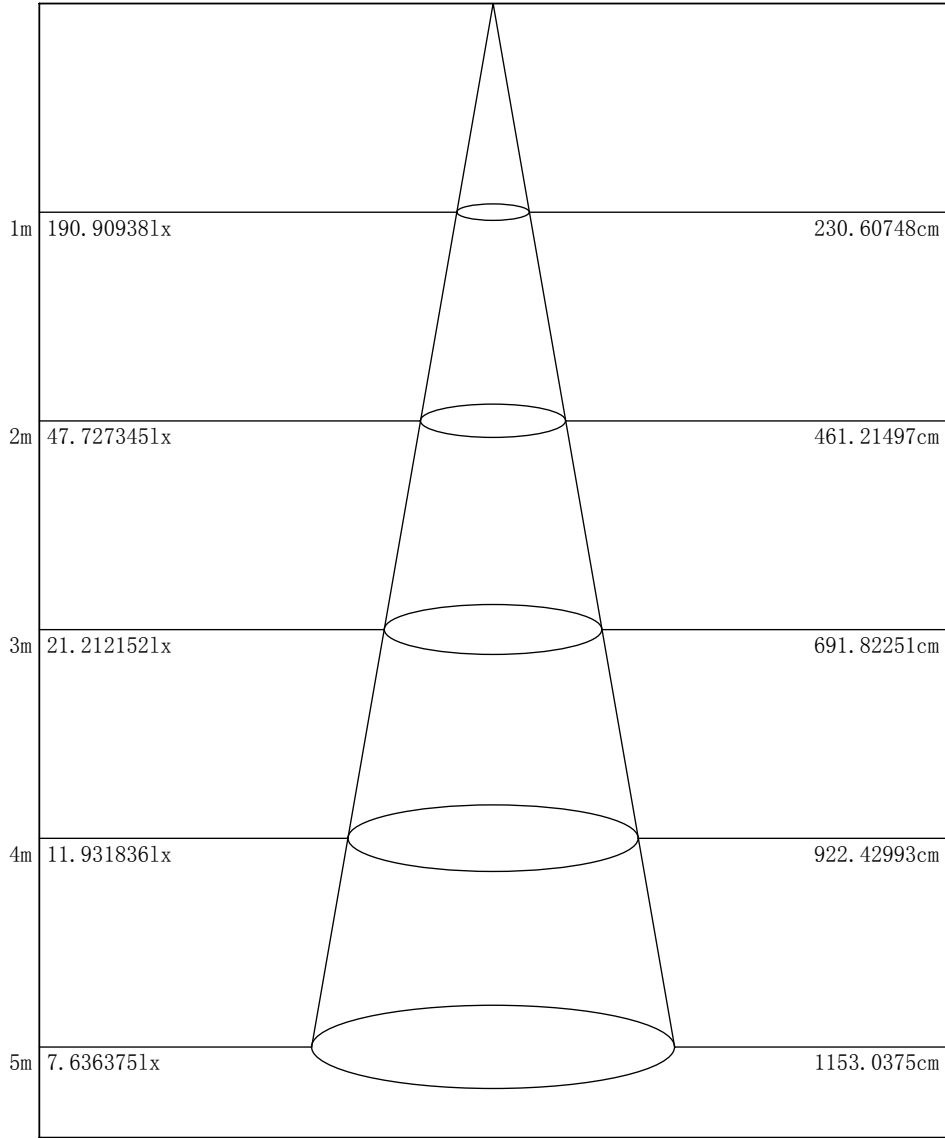
Tabulator: _____

Verifier: _____

Lux-Distance Diagram

Luminous Flux: 1196.969 lm

Beam Luminous Flux: 797.3774 lm



Height Aver. Lux

Beam Ang. =98.1(°)

Beam Dia.

10%Beam Angle= 151.7(°)

50%Beam Angle= 98.13(°)

Lighting Intensity Data Table

Ang.	Cand.	Ang.	Cand.	Ang.	Cand.	Ang.	Cand.	Ang.	Cand.	Ang.	Cand.
-180.0	1.34	-146.0	1.21	-112.0	0.90	-78.0	36.52	-44.0	289.23	-10.0	486.69
-179.0	1.37	-145.0	1.20	-111.0	0.89	-77.0	42.51	-43.0	296.91	-9.0	489.36
-178.0	1.39	-144.0	1.17	-110.0	0.86	-76.0	48.68	-42.0	304.82	-8.0	491.30
-177.0	1.37	-143.0	1.15	-109.0	0.85	-75.0	55.03	-41.0	312.53	-7.0	493.57
-176.0	1.35	-142.0	1.14	-108.0	0.84	-74.0	61.52	-40.0	320.31	-6.0	494.77
-175.0	1.33	-141.0	1.13	-107.0	0.84	-73.0	68.17	-39.0	327.91	-5.0	496.70
-174.0	1.33	-140.0	1.15	-106.0	0.86	-72.0	75.00	-38.0	335.49	-4.0	497.81
-173.0	1.34	-139.0	1.15	-105.0	0.84	-71.0	81.93	-37.0	343.05	-3.0	498.49
-172.0	1.36	-138.0	1.14	-104.0	0.83	-70.0	88.93	-36.0	350.38	-2.0	499.46
-171.0	1.36	-137.0	1.10	-103.0	0.82	-69.0	96.11	-35.0	357.91	-1.0	499.58
-170.0	1.34	-136.0	1.08	-102.0	0.80	-68.0	103.31	-34.0	365.12	0.0	499.93
-169.0	1.32	-135.0	1.07	-101.0	0.79	-67.0	110.69	-33.0	372.06	1.0	499.86
-168.0	1.30	-134.0	1.08	-100.0	0.80	-66.0	118.05	-32.0	379.16	2.0	499.22
-167.0	1.31	-133.0	1.09	-99.0	0.82	-65.0	125.50	-31.0	385.84	3.0	498.99
-166.0	1.33	-132.0	1.07	-98.0	0.81	-64.0	133.02	-30.0	392.33	4.0	497.78
-165.0	1.34	-131.0	1.05	-97.0	0.79	-63.0	140.53	-29.0	399.10	5.0	496.92
-164.0	1.33	-130.0	1.02	-96.0	0.77	-62.0	148.19	-28.0	405.12	6.0	495.28
-163.0	1.30	-129.0	1.01	-95.0	0.77	-61.0	155.77	-27.0	411.58	7.0	493.89
-162.0	1.28	-128.0	1.00	-94.0	0.76	-60.0	163.43	-26.0	417.48	8.0	491.87
-161.0	1.27	-127.0	1.01	-93.0	0.77	-59.0	171.20	-25.0	423.29	9.0	489.62
-160.0	1.29	-126.0	1.02	-92.0	0.79	-58.0	178.87	-24.0	429.21	10.0	487.44
-159.0	1.30	-125.0	1.01	-91.0	0.78	-57.0	186.74	-23.0	434.59	11.0	484.65
-158.0	1.29	-124.0	0.98	-90.0	0.76	-56.0	194.39	-22.0	439.82	12.0	481.88
-157.0	1.27	-123.0	0.95	-89.0	1.04	-55.0	202.30	-21.0	444.74	13.0	478.74
-156.0	1.24	-122.0	0.95	-88.0	1.39	-54.0	210.17	-20.0	449.75	14.0	475.33
-155.0	1.24	-121.0	0.95	-87.0	1.80	-53.0	218.02	-19.0	454.37	15.0	472.08
-154.0	1.24	-120.0	0.96	-86.0	2.33	-52.0	225.99	-18.0	458.69	16.0	468.09
-153.0	1.25	-119.0	0.95	-85.0	3.76	-51.0	233.76	-17.0	463.32	17.0	464.22
-152.0	1.26	-118.0	0.94	-84.0	6.72	-50.0	241.72	-16.0	467.09	18.0	459.85
-151.0	1.24	-117.0	0.92	-83.0	10.61	-49.0	249.57	-15.0	470.99	19.0	455.44
-150.0	1.20	-116.0	0.90	-82.0	15.04	-48.0	257.53	-14.0	474.81	20.0	450.91
-149.0	1.19	-115.0	0.90	-81.0	19.92	-47.0	265.53	-13.0	477.79	21.0	445.85
-148.0	1.19	-114.0	0.89	-80.0	25.17	-46.0	273.37	-12.0	481.33	22.0	440.84
-147.0	1.20	-113.0	0.91	-79.0	30.74	-45.0	281.28	-11.0	484.11	23.0	435.64

Tabulator: _____

Verifier: _____

Lighting Intensity Data Table---Continue

Ang.	Cand.	Ang.	Cand.	Ang.	Cand.	Ang.	Cand.	Ang.	Cand.	Ang.	Cand.
24.0	430.35	51.0	235.54	78.0	37.27	105.0	0.87	132.0	1.11	159.0	1.31
25.0	424.76	52.0	227.64	79.0	31.44	106.0	0.87	133.0	1.10	160.0	1.31
26.0	418.61	53.0	219.71	80.0	25.90	107.0	0.88	134.0	1.11	161.0	1.31
27.0	412.97	54.0	211.79	81.0	20.66	108.0	0.89	135.0	1.13	162.0	1.34
28.0	406.63	55.0	203.85	82.0	15.76	109.0	0.92	136.0	1.15	163.0	1.37
29.0	400.39	56.0	196.05	83.0	11.28	110.0	0.92	137.0	1.18	164.0	1.36
30.0	393.91	57.0	188.11	84.0	7.24	111.0	0.92	138.0	1.17	165.0	1.35
31.0	387.22	58.0	180.34	85.0	4.00	112.0	0.91	139.0	1.16	166.0	1.32
32.0	380.57	59.0	172.67	86.0	2.39	113.0	0.91	140.0	1.15	167.0	1.33
33.0	373.55	60.0	164.82	87.0	1.87	114.0	0.93	141.0	1.17	168.0	1.34
34.0	366.74	61.0	157.18	88.0	1.47	115.0	0.95	142.0	1.20	169.0	1.37
35.0	359.46	62.0	149.38	89.0	1.12	116.0	0.98	143.0	1.23	170.0	1.39
36.0	352.24	63.0	141.78	90.0	0.80	117.0	0.99	144.0	1.24	171.0	1.38
37.0	344.85	64.0	134.20	91.0	0.78	118.0	0.98	145.0	1.23	172.0	1.36
38.0	336.94	65.0	126.64	92.0	0.78	119.0	0.97	146.0	1.22	173.0	1.35
39.0	329.71	66.0	119.20	93.0	0.78	120.0	0.98	147.0	1.22	174.0	1.35
40.0	321.93	67.0	111.79	94.0	0.79	121.0	0.98	148.0	1.22	175.0	1.36
41.0	314.34	68.0	104.51	95.0	0.81	122.0	1.00	149.0	1.25	176.0	1.39
42.0	306.54	69.0	97.24	96.0	0.83	123.0	1.04	150.0	1.28	177.0	1.40
43.0	298.59	70.0	90.08	97.0	0.83	124.0	1.05	151.0	1.29	178.0	1.39
44.0	290.90	71.0	83.15	98.0	0.82	125.0	1.05	152.0	1.28	179.0	1.36
45.0	282.94	72.0	76.11	99.0	0.82	126.0	1.04	153.0	1.27	180.0	1.36
46.0	275.07	73.0	69.35	100.0	0.82	127.0	1.05	154.0	1.28		
47.0	267.19	74.0	62.59	101.0	0.84	128.0	1.05	155.0	1.30		
48.0	259.24	75.0	56.05	102.0	0.86	129.0	1.08	156.0	1.32		
49.0	251.41	76.0	49.58	103.0	0.87	130.0	1.10	157.0	1.33		
50.0	243.44	77.0	43.36	104.0	0.87	131.0	1.11	158.0	1.33		

Tabulator: _____

Verifier: _____