

Light Intensity Distribution Test

Product Information

Product Name: GWCOTC12XD-4K

Manufacture: GW

Operator:

Test Date: 2021-11-12

Test Condition

Temperature: 30.9 Cels.

Humidity: 60 %

Start Angle: -180 Deg.

End Angle: 180 Deg.

Step Angle: 1 Deg.

Plane Number.: 1

Test Distance: 3 m

Electric Param

Voltage: 240.8 V

Current: 0.04 A

Power: 9.36 W

PF: 0.964

Photometric Param

Maximum Cand. (I_{vm}): 2214.33 cd

Max. Cand. Angle(Deg): C= 0.0 gamma= 2.0

Center Cd(I_{vo}): 2201.18 cd

Beam Angle(50%) β : 30.8 deg.

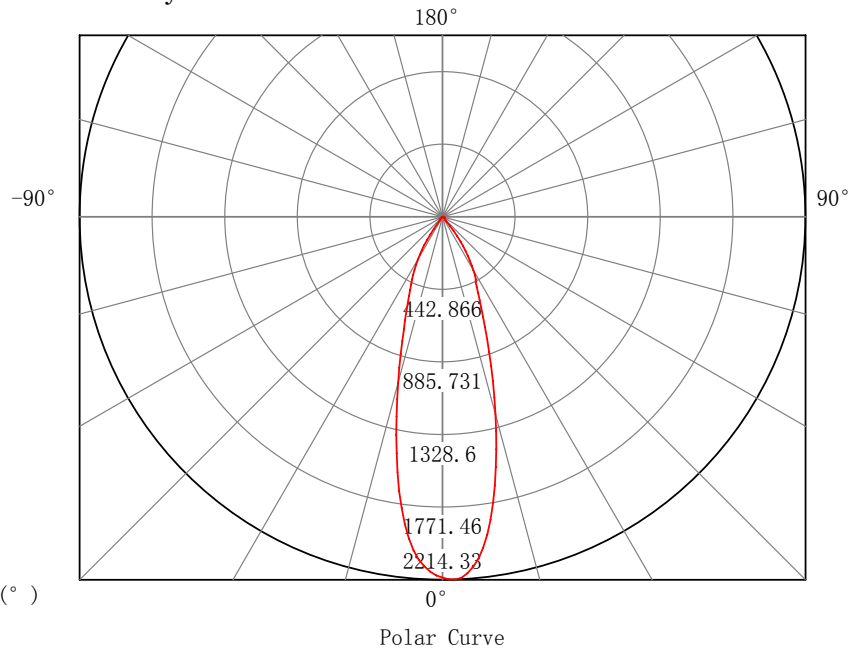
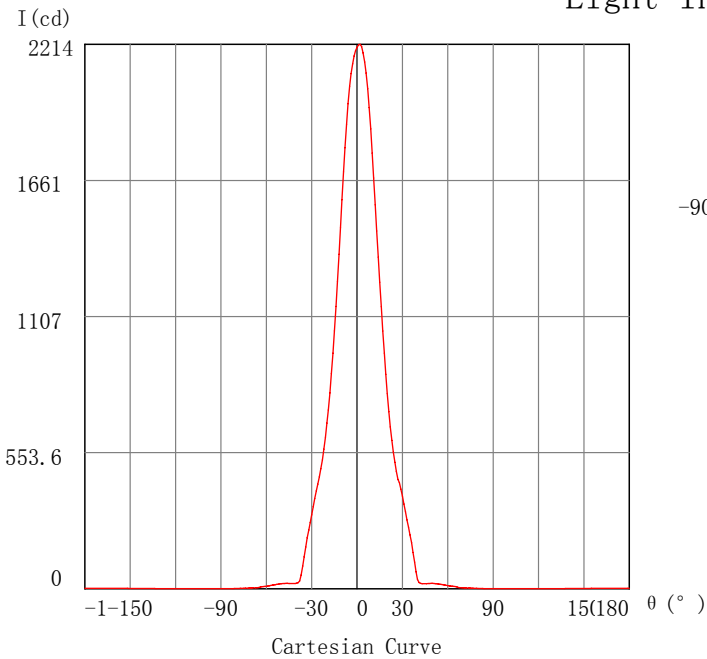
Lumens: 882.407 lm

Lumen-Effic: 94.274 lm/W

90 Deg. Lumens: 844.316 lm/W

120 Deg. Lumens: 867.883 lm

Light Intensity Plot



C0-180 ———

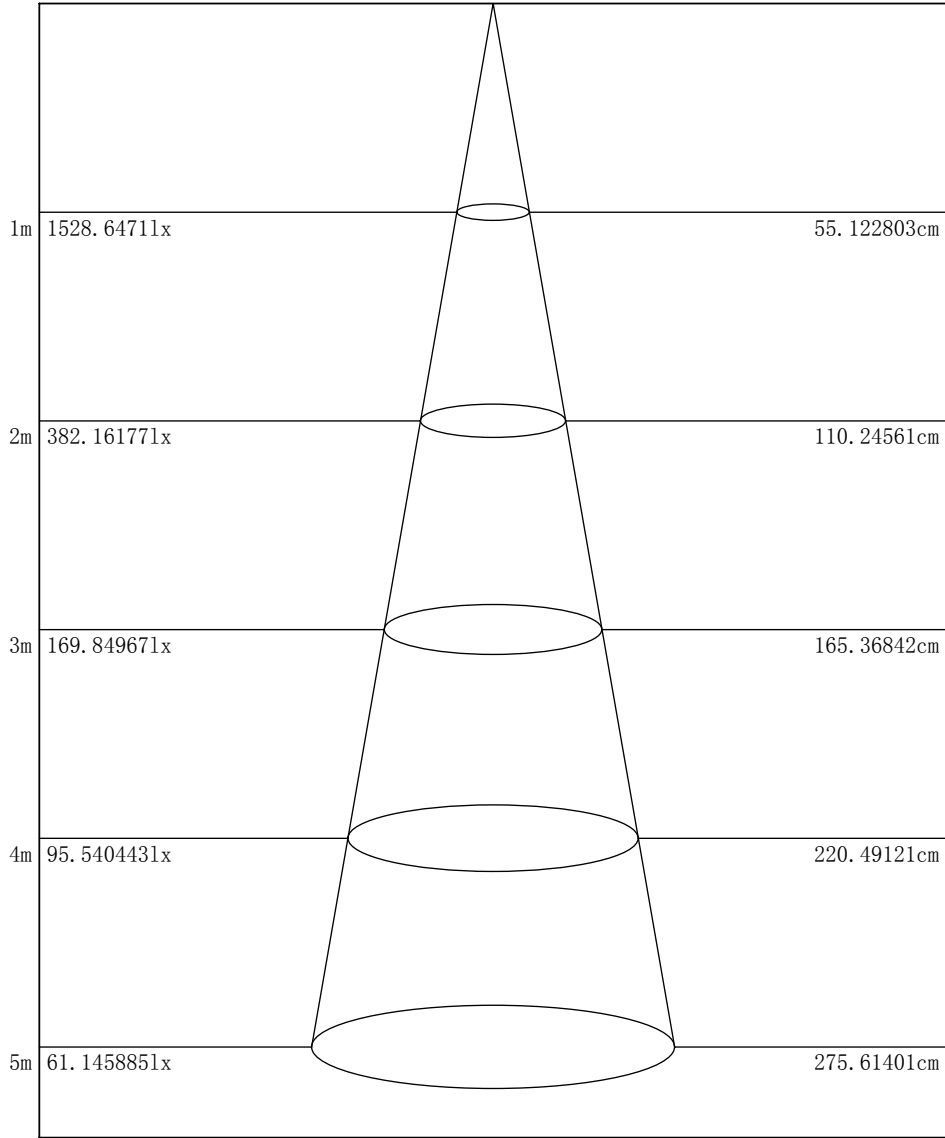
Tabulator: _____

Verifier: _____

Lux-Distance Diagram

Luminous Flux: 882.4067 lm

Beam Luminous Flux: 364.8041 lm



Height Aver. Lux

Beam Ang. =30.8(°)

Beam Dia.

10%Beam Angle= 67.48(°)

50%Beam Angle= 30.82(°)

Tabulator: _____

Verifier: _____

Lighting Intensity Data Table

Ang.	Cand.	Ang.	Cand.	Ang.	Cand.	Ang.	Cand.	Ang.	Cand.	Ang.	Cand.
-180.0	1.79	-146.0	1.18	-112.0	0.52	-78.0	1.28	-44.0	21.29	-10.0	1582.36
-179.0	1.81	-145.0	1.12	-111.0	0.52	-77.0	1.47	-43.0	21.24	-9.0	1695.55
-178.0	1.80	-144.0	1.06	-110.0	0.51	-76.0	1.69	-42.0	21.12	-8.0	1793.61
-177.0	1.77	-143.0	1.02	-109.0	0.50	-75.0	1.92	-41.0	21.35	-7.0	1889.78
-176.0	1.75	-142.0	1.00	-108.0	0.49	-74.0	2.15	-40.0	22.47	-6.0	1973.30
-175.0	1.76	-141.0	0.97	-107.0	0.49	-73.0	2.35	-39.0	24.15	-5.0	2042.98
-174.0	1.78	-140.0	0.96	-106.0	0.48	-72.0	2.56	-38.0	31.44	-4.0	2095.45
-173.0	1.80	-139.0	0.93	-105.0	0.49	-71.0	2.79	-37.0	55.53	-3.0	2135.09
-172.0	1.81	-138.0	0.88	-104.0	0.50	-70.0	3.06	-36.0	92.40	-2.0	2166.51
-171.0	1.79	-137.0	0.84	-103.0	0.50	-69.0	3.34	-35.0	129.69	-1.0	2188.63
-170.0	1.76	-136.0	0.81	-102.0	0.49	-68.0	3.59	-34.0	169.49	0.0	2201.18
-169.0	1.75	-135.0	0.78	-101.0	0.47	-67.0	3.75	-33.0	207.20	1.0	2212.17
-168.0	1.76	-134.0	0.77	-100.0	0.47	-66.0	3.93	-32.0	238.62	2.0	2214.33
-167.0	1.78	-133.0	0.77	-99.0	0.47	-65.0	4.99	-31.0	269.20	3.0	2204.96
-166.0	1.78	-132.0	0.74	-98.0	0.47	-64.0	6.86	-30.0	300.69	4.0	2179.71
-165.0	1.75	-131.0	0.71	-97.0	0.48	-63.0	7.90	-29.0	334.46	5.0	2142.75
-164.0	1.71	-130.0	0.67	-96.0	0.49	-62.0	8.73	-28.0	366.86	6.0	2097.36
-163.0	1.69	-129.0	0.65	-95.0	0.49	-61.0	9.52	-27.0	398.37	7.0	2033.87
-162.0	1.69	-128.0	0.63	-94.0	0.47	-60.0	10.34	-26.0	425.18	8.0	1957.37
-161.0	1.69	-127.0	0.63	-93.0	0.46	-59.0	11.19	-25.0	455.48	9.0	1870.59
-160.0	1.69	-126.0	0.63	-92.0	0.47	-58.0	12.10	-24.0	487.85	10.0	1771.40
-159.0	1.64	-125.0	0.62	-91.0	0.47	-57.0	13.26	-23.0	523.69	11.0	1670.44
-158.0	1.58	-124.0	0.60	-90.0	0.48	-56.0	14.46	-22.0	567.54	12.0	1561.39
-157.0	1.54	-123.0	0.58	-89.0	0.49	-55.0	15.52	-21.0	615.91	13.0	1455.33
-156.0	1.51	-122.0	0.56	-88.0	0.50	-54.0	16.74	-20.0	673.89	14.0	1348.58
-155.0	1.50	-121.0	0.56	-87.0	0.53	-53.0	17.72	-19.0	726.85	15.0	1247.16
-154.0	1.49	-120.0	0.54	-86.0	0.54	-52.0	18.88	-18.0	796.82	16.0	1146.99
-153.0	1.45	-119.0	0.56	-85.0	0.57	-51.0	19.79	-17.0	875.17	17.0	1048.67
-152.0	1.39	-118.0	0.55	-84.0	0.61	-50.0	20.51	-16.0	958.43	18.0	958.42
-151.0	1.32	-117.0	0.55	-83.0	0.67	-49.0	21.21	-15.0	1048.87	19.0	871.78
-150.0	1.28	-116.0	0.53	-82.0	0.77	-48.0	21.63	-14.0	1148.15	20.0	793.95
-149.0	1.24	-115.0	0.52	-81.0	0.87	-47.0	21.80	-13.0	1249.81	21.0	720.66
-148.0	1.23	-114.0	0.51	-80.0	0.98	-46.0	21.73	-12.0	1360.12	22.0	658.08
-147.0	1.21	-113.0	0.51	-79.0	1.12	-45.0	21.63	-11.0	1469.07	23.0	603.00

Tabulator: _____

Verifier: _____

 Lighting Intensity Data Table---Continue

Ang.	Cand.	Ang.	Cand.	Ang.	Cand.	Ang.	Cand.	Ang.	Cand.	Ang.	Cand.
24.0	555.87	51.0	21.38	78.0	1.69	105.0	0.50	132.0	0.66	159.0	1.53
25.0	514.14	52.0	20.84	79.0	1.46	106.0	0.49	133.0	0.70	160.0	1.59
26.0	477.13	53.0	20.08	80.0	1.27	107.0	0.48	134.0	0.71	161.0	1.64
27.0	444.85	54.0	19.13	81.0	1.11	108.0	0.48	135.0	0.72	162.0	1.65
28.0	431.13	55.0	18.10	82.0	0.98	109.0	0.48	136.0	0.74	163.0	1.66
29.0	404.99	56.0	17.08	83.0	0.87	110.0	0.49	137.0	0.76	164.0	1.66
30.0	376.39	57.0	16.08	84.0	0.75	111.0	0.51	138.0	0.78	165.0	1.69
31.0	344.84	58.0	15.11	85.0	0.67	112.0	0.51	139.0	0.82	166.0	1.72
32.0	312.67	59.0	14.01	86.0	0.62	113.0	0.51	140.0	0.86	167.0	1.76
33.0	280.54	60.0	12.81	87.0	0.57	114.0	0.50	141.0	0.89	168.0	1.77
34.0	250.75	61.0	11.73	88.0	0.55	115.0	0.50	142.0	0.91	169.0	1.76
35.0	219.29	62.0	10.89	89.0	0.54	116.0	0.50	143.0	0.93	170.0	1.75
36.0	187.47	63.0	10.12	90.0	0.51	117.0	0.51	144.0	0.95	171.0	1.74
37.0	147.35	64.0	9.31	91.0	0.49	118.0	0.53	145.0	0.98	172.0	1.76
38.0	108.51	65.0	8.46	92.0	0.48	119.0	0.54	146.0	1.03	173.0	1.79
39.0	68.94	66.0	7.38	93.0	0.47	120.0	0.55	147.0	1.09	174.0	1.81
40.0	37.67	67.0	5.37	94.0	0.47	121.0	0.54	148.0	1.14	175.0	1.79
41.0	24.79	68.0	4.06	95.0	0.48	122.0	0.54	149.0	1.17	176.0	1.76
42.0	21.92	69.0	3.88	96.0	0.49	123.0	0.55	150.0	1.19	177.0	1.75
43.0	20.47	70.0	3.68	97.0	0.50	124.0	0.55	151.0	1.21	178.0	1.76
44.0	20.50	71.0	3.41	98.0	0.50	125.0	0.58	152.0	1.25	179.0	1.78
45.0	20.76	72.0	3.12	99.0	0.48	126.0	0.59	153.0	1.32	180.0	1.80
46.0	20.99	73.0	2.85	100.0	0.47	127.0	0.60	154.0	1.37		
47.0	21.39	74.0	2.63	101.0	0.48	128.0	0.61	155.0	1.42		
48.0	21.58	75.0	2.42	102.0	0.48	129.0	0.60	156.0	1.44		
49.0	21.80	76.0	2.19	103.0	0.49	130.0	0.62	157.0	1.45		
50.0	21.74	77.0	1.94	104.0	0.50	131.0	0.63	158.0	1.48		

Tabulator: _____

Verifier: _____