

# Light Intensity Distribution Test

## Product Information

Product Name: CTED6010WD

Operator:

Manufactory:

Test Date: 2017-03-31

## Test Condition

Temperature: 30.9 Cels.

Start Angle: -180 Deg.

Step Angle: 1 Deg.

Test Distance: 3 m

Humidity: 60 %

End Angle: 180 Deg.

Plane Number.: 1

## Electric Param

Voltage: 235.9 V

Power: 8.947 W

Current: 0.042 A

PF: 0.896

## Photometric Param

Maximum Cand. (I<sub>vm</sub>): 359.45 cd

Center Cd(I<sub>vo</sub>): 358.26 cd

Lumens: 917.860 lm

90 Deg. Lumens: 515.063 lm/W

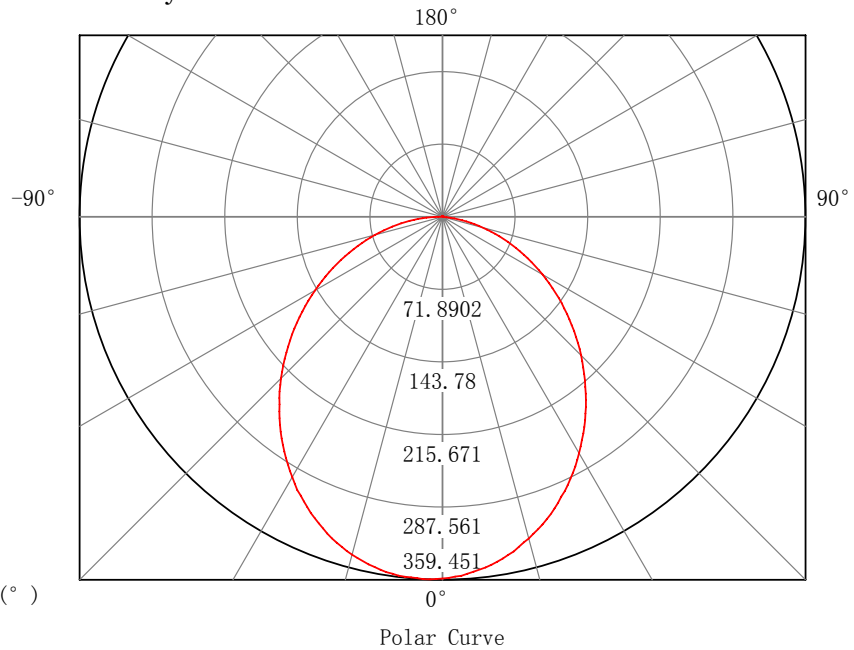
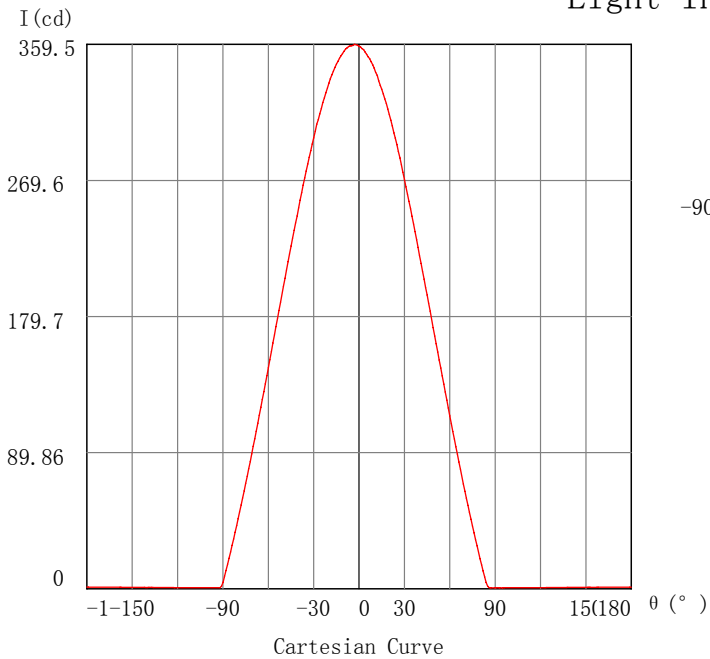
Max. Cand. Angle(Deg): C=180.0 gama= 3.0

Beam Angle(50%) β : 101.4 deg.

Lumen-Effic: 102.589 lm/W

120 Deg. Lumens: 734.611 lm

## Light Intensity Plot



C0-180 ————

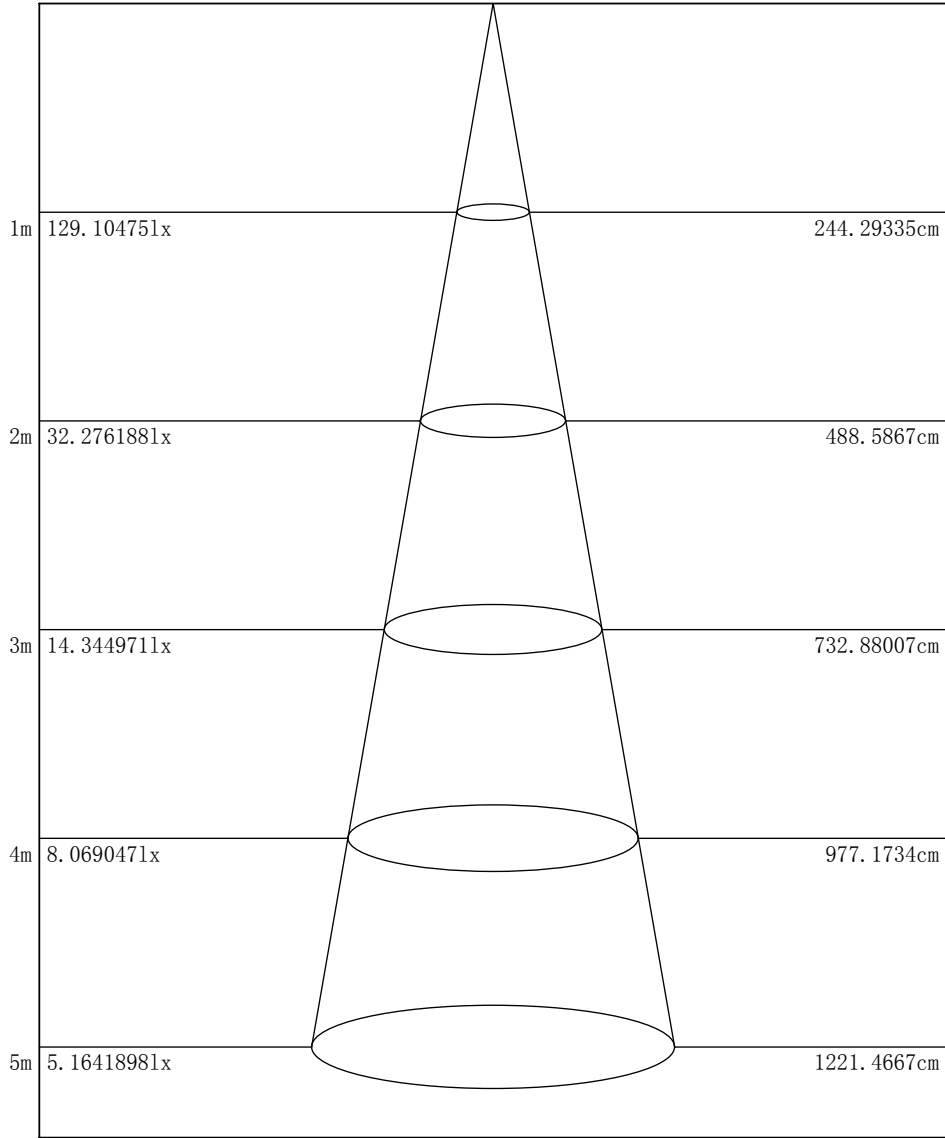
Tabulator: \_\_\_\_\_

Verifier: \_\_\_\_\_

# Lux-Distance Diagram

Luminous Flux: 917.8602 lm

Beam Luminous Flux: 605.1393 lm



Height Aver. Lux

Beam Ang. =101.4(° )

Beam Dia.

10%Beam Angle= 158.5(° )

50%Beam Angle= 101.4(° )

Tabulator: \_\_\_\_\_

Verifier: \_\_\_\_\_

## Lighting Intensity Data Table

Ang.	Cand.	Ang.	Cand.	Ang.	Cand.	Ang.	Cand.	Ang.	Cand.	Ang.	Cand.
-180.0	1.08	-146.0	0.91	-112.0	0.69	-78.0	55.30	-44.0	231.41	-10.0	354.87
-179.0	1.07	-145.0	0.93	-111.0	0.70	-77.0	59.90	-43.0	236.68	-9.0	356.28
-178.0	1.05	-144.0	0.92	-110.0	0.71	-76.0	64.64	-42.0	241.51	-8.0	357.04
-177.0	1.03	-143.0	0.90	-109.0	0.71	-75.0	69.44	-41.0	246.19	-7.0	358.01
-176.0	1.02	-142.0	0.88	-108.0	0.69	-74.0	74.26	-40.0	251.52	-6.0	358.48
-175.0	1.03	-141.0	0.87	-107.0	0.67	-73.0	79.17	-39.0	256.57	-5.0	358.51
-174.0	1.05	-140.0	0.86	-106.0	0.67	-72.0	84.03	-38.0	261.52	-4.0	358.76
-173.0	1.06	-139.0	0.87	-105.0	0.66	-71.0	89.03	-37.0	266.45	-3.0	359.45
-172.0	1.05	-138.0	0.89	-104.0	0.67	-70.0	93.99	-36.0	271.23	-2.0	359.21
-171.0	1.03	-137.0	0.89	-103.0	0.68	-69.0	98.97	-35.0	275.76	-1.0	358.79
-170.0	1.01	-136.0	0.86	-102.0	0.68	-68.0	104.01	-34.0	280.47	0.0	358.26
-169.0	1.02	-135.0	0.84	-101.0	0.67	-67.0	109.26	-33.0	284.83	1.0	357.68
-168.0	1.01	-134.0	0.83	-100.0	0.65	-66.0	114.51	-32.0	289.24	2.0	356.63
-167.0	1.02	-133.0	0.83	-99.0	0.65	-65.0	119.76	-31.0	293.60	3.0	355.97
-166.0	1.03	-132.0	0.82	-98.0	0.64	-64.0	124.99	-30.0	297.72	4.0	354.35
-165.0	1.03	-131.0	0.84	-97.0	0.65	-63.0	130.16	-29.0	302.05	5.0	352.80
-164.0	1.01	-130.0	0.83	-96.0	0.65	-62.0	135.32	-28.0	306.64	6.0	351.24
-163.0	0.99	-129.0	0.81	-95.0	0.65	-61.0	140.71	-27.0	309.82	7.0	349.90
-162.0	0.99	-128.0	0.80	-94.0	0.63	-60.0	145.91	-26.0	313.53	8.0	347.97
-161.0	0.98	-127.0	0.79	-93.0	0.62	-59.0	151.24	-25.0	317.14	9.0	345.92
-160.0	1.00	-126.0	0.78	-92.0	0.70	-58.0	156.70	-24.0	320.97	10.0	343.71
-159.0	1.01	-125.0	0.78	-91.0	1.69	-57.0	162.18	-23.0	324.20	11.0	341.04
-158.0	1.00	-124.0	0.79	-90.0	4.28	-56.0	167.56	-22.0	327.38	12.0	338.96
-157.0	0.97	-123.0	0.78	-89.0	8.09	-55.0	173.06	-21.0	330.64	13.0	335.51
-156.0	0.96	-122.0	0.76	-88.0	12.00	-54.0	178.34	-20.0	333.84	14.0	332.36
-155.0	0.95	-121.0	0.74	-87.0	15.98	-53.0	183.71	-19.0	336.76	15.0	329.86
-154.0	0.95	-120.0	0.74	-86.0	20.04	-52.0	189.18	-18.0	339.38	16.0	326.60
-153.0	0.96	-119.0	0.74	-85.0	24.26	-51.0	194.46	-17.0	341.70	17.0	323.55
-152.0	0.97	-118.0	0.75	-84.0	28.55	-50.0	199.70	-16.0	344.24	18.0	320.36
-151.0	0.97	-117.0	0.75	-83.0	32.85	-49.0	205.00	-15.0	346.36	19.0	316.80
-150.0	0.94	-116.0	0.75	-82.0	37.31	-48.0	210.40	-14.0	348.29	20.0	313.24
-149.0	0.91	-115.0	0.73	-81.0	41.72	-47.0	215.92	-13.0	350.14	21.0	309.33
-148.0	0.91	-114.0	0.70	-80.0	46.21	-46.0	221.00	-12.0	352.04	22.0	305.51
-147.0	0.90	-113.0	0.69	-79.0	50.71	-45.0	226.31	-11.0	353.35	23.0	300.99

Tabulator: \_\_\_\_\_

Verifier: \_\_\_\_\_

---

 Lighting Intensity Data Table---Continue

Ang.	Cand.	Ang.	Cand.	Ang.	Cand.	Ang.	Cand.	Ang.	Cand.	Ang.	Cand.
24.0	297.46	51.0	161.70	78.0	28.31	105.0	0.68	132.0	0.85	159.0	1.00
25.0	293.26	52.0	156.34	79.0	24.08	106.0	0.68	133.0	0.84	160.0	1.00
26.0	288.68	53.0	151.00	80.0	19.89	107.0	0.67	134.0	0.83	161.0	0.98
27.0	284.48	54.0	145.76	81.0	15.79	108.0	0.67	135.0	0.84	162.0	0.98
28.0	279.87	55.0	140.49	82.0	11.77	109.0	0.68	136.0	0.84	163.0	0.99
29.0	275.08	56.0	135.16	83.0	7.90	110.0	0.69	137.0	0.87	164.0	1.00
30.0	270.30	57.0	129.84	84.0	4.17	111.0	0.71	138.0	0.89	165.0	1.03
31.0	265.44	58.0	124.56	85.0	1.67	112.0	0.72	139.0	0.89	166.0	1.02
32.0	260.50	59.0	119.20	86.0	0.69	113.0	0.70	140.0	0.88	167.0	1.00
33.0	255.82	60.0	114.19	87.0	0.60	114.0	0.70	141.0	0.87	168.0	1.00
34.0	251.03	61.0	108.95	88.0	0.60	115.0	0.72	142.0	0.89	169.0	1.00
35.0	245.95	62.0	103.81	89.0	0.60	116.0	0.71	143.0	0.90	170.0	1.01
36.0	240.79	63.0	98.75	90.0	0.61	117.0	0.74	144.0	0.91	171.0	1.03
37.0	235.79	64.0	93.76	91.0	0.63	118.0	0.75	145.0	0.94	172.0	1.04
38.0	230.49	65.0	88.77	92.0	0.63	119.0	0.76	146.0	0.94	173.0	1.04
39.0	225.35	66.0	83.77	93.0	0.62	120.0	0.75	147.0	0.93	174.0	1.03
40.0	219.98	67.0	78.80	94.0	0.61	121.0	0.73	148.0	0.91	175.0	1.01
41.0	214.83	68.0	73.87	95.0	0.61	122.0	0.75	149.0	0.92	176.0	1.01
42.0	209.61	69.0	69.11	96.0	0.63	123.0	0.77	150.0	0.94	177.0	1.02
43.0	204.28	70.0	64.35	97.0	0.65	124.0	0.79	151.0	0.97	178.0	1.03
44.0	199.01	71.0	59.67	98.0	0.65	125.0	0.80	152.0	0.98	179.0	1.05
45.0	193.87	72.0	54.96	99.0	0.65	126.0	0.80	153.0	0.97	180.0	1.04
46.0	188.60	73.0	50.38	100.0	0.64	127.0	0.79	154.0	0.96		
47.0	183.21	74.0	45.79	101.0	0.64	128.0	0.79	155.0	0.96		
48.0	177.80	75.0	41.33	102.0	0.64	129.0	0.80	156.0	0.96		
49.0	172.41	76.0	36.88	103.0	0.66	130.0	0.81	157.0	0.97		
50.0	166.95	77.0	32.52	104.0	0.68	131.0	0.83	158.0	0.99		

Tabulator: \_\_\_\_\_

Verifier: \_\_\_\_\_