

# Light Intensity Distribution Test

## Product Information

Product Name: GWAVTC10WD-5000K

Manufacture: GW

Operator: hua

Test Date: 2023-08-15

## Test Condition

Temperature: 33.1 Cels.

Humidity: 60 %

Start Angle: -180 Deg.

End Angle: 180 Deg.

Step Angle: 1 Deg.

Plane Number.: 1

Test Distance: 3.5 m

## Electric Param

Voltage: 240.2 V

Current: 0.04 A

Power: 8.961 W

PF: 0.923

## Photometric Param

Maximum Cand. (I<sub>vm</sub>): 257.77 cd

Max. Cand. Angle(Deg): C= 0.0 gama= 0.0

Center Cd(I<sub>vo</sub>): 257.77 cd

Beam Angle(50%) β : 107.0 deg.

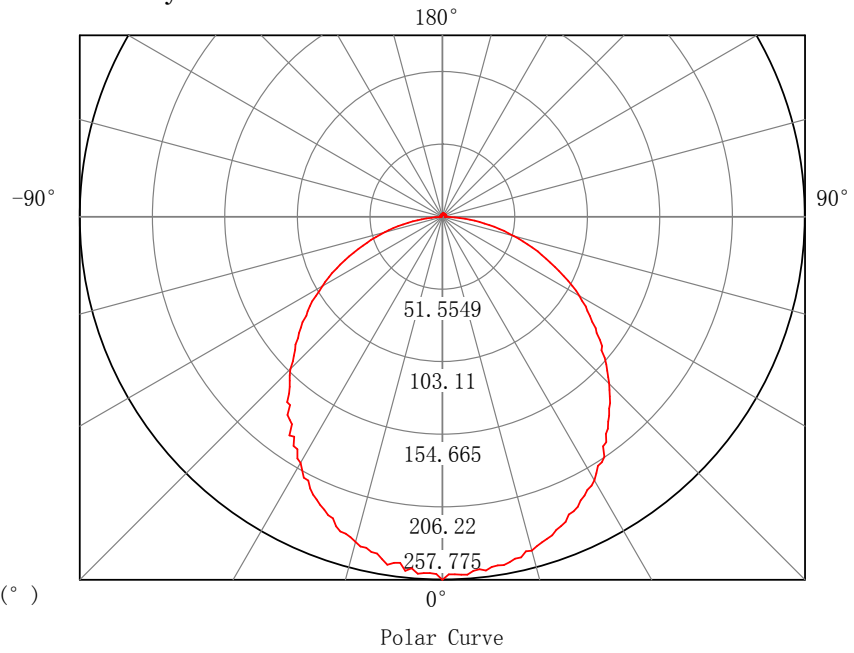
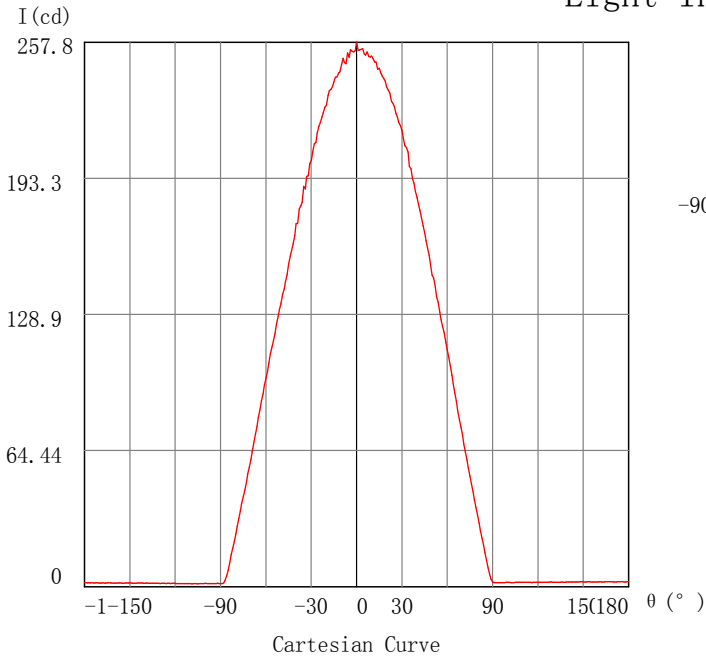
Lumens: 710.428 lm

Lumen-Effic: 79.280 lm/W

90 Deg. Lumens: 378.070 lm/W

120 Deg. Lumens: 549.520 lm

## Light Intensity Plot



C0-180 —————

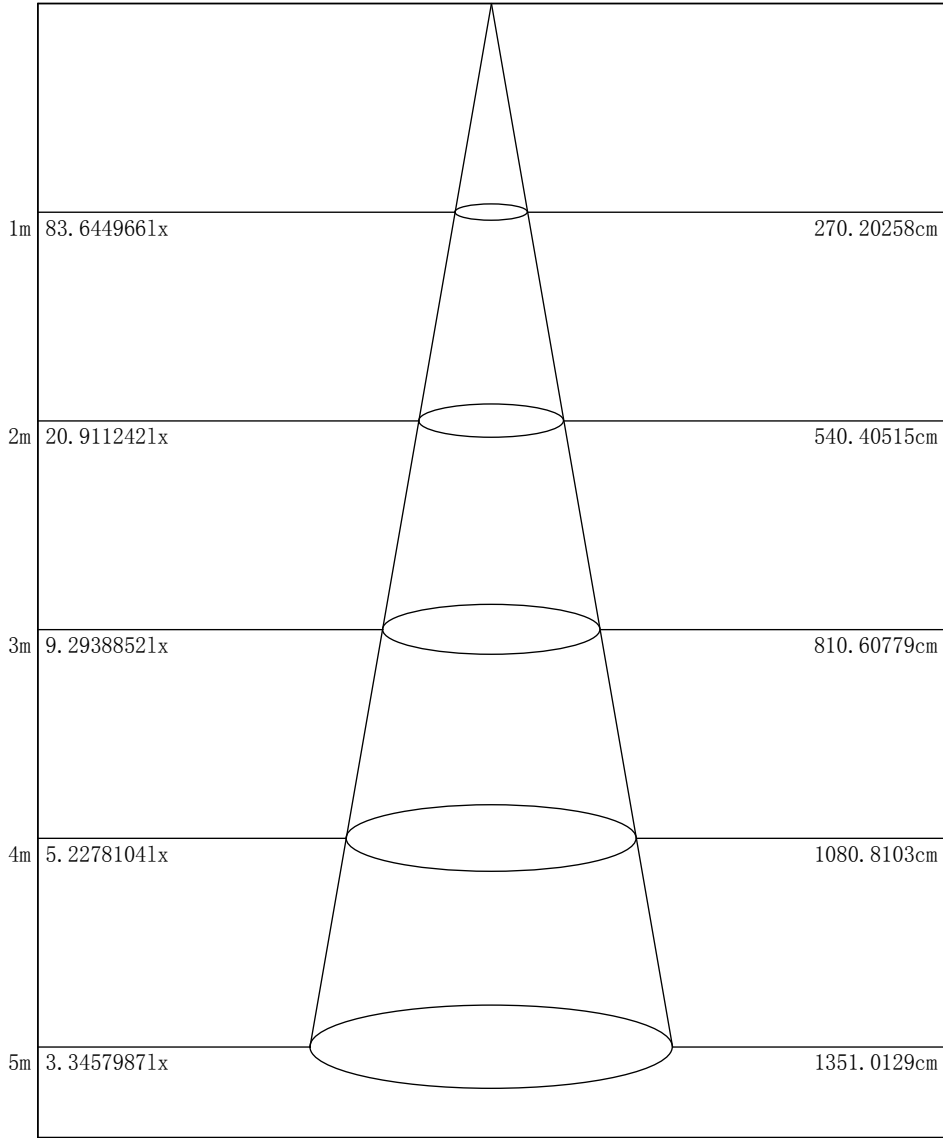
Tabulator: \_\_\_\_\_

Verifier: \_\_\_\_\_

# Lux-Distance Diagram

Luminous Flux: 710.4284 lm

Beam Luminous Flux: 479.6326 lm



Height Aver. Lux

Beam Ang. =107.0(° )

Beam Dia.

10%Beam Angle= 162(° )

50%Beam Angle= 107(° )

---

## Lighting Intensity Data Table

Ang.	Cand.	Ang.	Cand.	Ang.	Cand.	Ang.	Cand.	Ang.	Cand.	Ang.	Cand.
-180.0	1.85	-146.0	1.58	-112.0	1.53	-78.0	32.25	-44.0	156.51	-10.0	247.12
-179.0	1.96	-145.0	1.70	-111.0	1.47	-77.0	35.85	-43.0	159.19	-9.0	250.23
-178.0	1.79	-144.0	1.71	-110.0	1.41	-76.0	39.56	-42.0	162.43	-8.0	248.22
-177.0	1.86	-143.0	1.71	-109.0	1.37	-75.0	42.59	-41.0	166.30	-7.0	247.61
-176.0	1.83	-142.0	1.71	-108.0	1.41	-74.0	45.73	-40.0	171.80	-6.0	252.79
-175.0	1.85	-141.0	1.61	-107.0	1.49	-73.0	49.41	-39.0	172.06	-5.0	250.61
-174.0	1.77	-140.0	1.65	-106.0	1.45	-72.0	53.36	-38.0	178.79	-4.0	254.23
-173.0	1.84	-139.0	1.72	-105.0	1.35	-71.0	56.64	-37.0	180.52	-3.0	253.52
-172.0	1.89	-138.0	1.64	-104.0	1.44	-70.0	60.21	-36.0	182.01	-2.0	253.26
-171.0	1.84	-137.0	1.63	-103.0	1.47	-69.0	63.91	-35.0	189.59	-1.0	253.75
-170.0	1.83	-136.0	1.67	-102.0	1.50	-68.0	68.15	-34.0	188.38	0.0	257.77
-169.0	1.65	-135.0	1.63	-101.0	1.48	-67.0	72.15	-33.0	194.24	1.0	253.99
-168.0	1.84	-134.0	1.58	-100.0	1.56	-66.0	75.93	-32.0	194.61	2.0	254.05
-167.0	1.65	-133.0	1.56	-99.0	1.51	-65.0	80.16	-31.0	200.34	3.0	254.46
-166.0	1.83	-132.0	1.62	-98.0	1.52	-64.0	83.62	-30.0	201.97	4.0	254.78
-165.0	1.76	-131.0	1.60	-97.0	1.50	-63.0	88.10	-29.0	205.85	5.0	252.37
-164.0	1.87	-130.0	1.54	-96.0	1.41	-62.0	91.31	-28.0	209.76	6.0	251.72
-163.0	1.74	-129.0	1.62	-95.0	1.38	-61.0	95.42	-27.0	210.25	7.0	253.17
-162.0	1.77	-128.0	1.66	-94.0	1.52	-60.0	98.61	-26.0	214.68	8.0	251.07
-161.0	1.63	-127.0	1.58	-93.0	1.47	-59.0	102.12	-25.0	217.84	9.0	250.78
-160.0	1.79	-126.0	1.48	-92.0	1.56	-58.0	106.12	-24.0	219.86	10.0	251.26
-159.0	1.67	-125.0	1.58	-91.0	1.50	-57.0	110.38	-23.0	222.35	11.0	249.88
-158.0	1.77	-124.0	1.62	-90.0	1.43	-56.0	113.65	-22.0	224.42	12.0	248.28
-157.0	1.71	-123.0	1.50	-89.0	1.43	-55.0	116.89	-21.0	227.01	13.0	248.40
-156.0	1.74	-122.0	1.56	-88.0	1.81	-54.0	119.61	-20.0	228.02	14.0	244.97
-155.0	1.64	-121.0	1.57	-87.0	2.99	-53.0	124.51	-19.0	232.53	15.0	245.49
-154.0	1.68	-120.0	1.57	-86.0	5.15	-52.0	127.86	-18.0	234.94	16.0	243.28
-153.0	1.80	-119.0	1.51	-85.0	7.86	-51.0	131.24	-17.0	235.45	17.0	241.83
-152.0	1.84	-118.0	1.48	-84.0	11.53	-50.0	134.17	-16.0	236.84	18.0	240.61
-151.0	1.78	-117.0	1.43	-83.0	14.90	-49.0	138.43	-15.0	239.03	19.0	239.34
-150.0	1.72	-116.0	1.45	-82.0	18.10	-48.0	140.93	-14.0	241.27	20.0	236.57
-149.0	1.73	-115.0	1.42	-81.0	21.34	-47.0	144.55	-13.0	241.34	21.0	235.23
-148.0	1.68	-114.0	1.53	-80.0	25.02	-46.0	147.79	-12.0	243.25	22.0	233.69
-147.0	1.68	-113.0	1.50	-79.0	28.50	-45.0	152.98	-11.0	243.73	23.0	229.83

Tabulator: \_\_\_\_\_

Verifier: \_\_\_\_\_

---

 Lighting Intensity Data Table---Continue

Ang.	Cand.	Ang.	Cand.	Ang.	Cand.	Ang.	Cand.	Ang.	Cand.	Ang.	Cand.
24.0	228.96	51.0	146.10	78.0	41.29	105.0	1.99	132.0	2.08	159.0	2.27
25.0	227.37	52.0	141.91	79.0	37.60	106.0	2.04	133.0	2.16	160.0	2.27
26.0	224.15	53.0	137.32	80.0	33.93	107.0	2.06	134.0	2.14	161.0	2.34
27.0	222.17	54.0	134.63	81.0	30.07	108.0	2.04	135.0	2.15	162.0	2.31
28.0	219.65	55.0	129.92	82.0	26.51	109.0	2.02	136.0	2.17	163.0	2.30
29.0	218.36	56.0	126.32	83.0	23.02	110.0	2.00	137.0	2.12	164.0	2.26
30.0	215.99	57.0	122.93	84.0	19.56	111.0	2.00	138.0	2.14	165.0	2.32
31.0	212.40	58.0	120.11	85.0	16.14	112.0	2.04	139.0	2.21	166.0	2.35
32.0	208.71	59.0	115.59	86.0	12.53	113.0	2.04	140.0	2.27	167.0	2.37
33.0	207.86	60.0	112.35	87.0	8.88	114.0	2.08	141.0	2.27	168.0	2.39
34.0	205.79	61.0	108.55	88.0	5.66	115.0	2.03	142.0	2.21	169.0	2.34
35.0	198.89	62.0	104.50	89.0	3.59	116.0	1.98	143.0	2.22	170.0	2.31
36.0	197.89	63.0	100.16	90.0	2.23	117.0	2.04	144.0	2.23	171.0	2.28
37.0	192.99	64.0	95.98	91.0	1.88	118.0	2.04	145.0	2.17	172.0	2.29
38.0	191.13	65.0	91.66	92.0	1.90	119.0	2.06	146.0	2.24	173.0	2.32
39.0	187.10	66.0	87.73	93.0	1.94	120.0	2.12	147.0	2.27	174.0	2.38
40.0	184.31	67.0	83.33	94.0	1.93	121.0	2.09	148.0	2.34	175.0	2.41
41.0	180.63	68.0	79.35	95.0	1.90	122.0	2.08	149.0	2.31	176.0	2.37
42.0	178.12	69.0	75.49	96.0	1.86	123.0	2.04	150.0	2.25	177.0	2.29
43.0	174.50	70.0	71.99	97.0	1.92	124.0	2.04	151.0	2.21	178.0	2.29
44.0	170.95	71.0	67.53	98.0	1.95	125.0	2.04	152.0	2.25	179.0	2.33
45.0	167.36	72.0	63.68	99.0	1.99	126.0	2.10	153.0	2.31	180.0	2.34
46.0	163.87	73.0	59.91	100.0	2.04	127.0	2.11	154.0	2.33		
47.0	160.21	74.0	56.30	101.0	2.00	128.0	2.17	155.0	2.28		
48.0	156.75	75.0	52.49	102.0	1.97	129.0	2.17	156.0	2.28		
49.0	152.61	76.0	48.58	103.0	1.95	130.0	2.11	157.0	2.23		
50.0	147.49	77.0	45.02	104.0	1.98	131.0	2.04	158.0	2.26		

Tabulator: \_\_\_\_\_

Verifier: \_\_\_\_\_